

Design: Michael Barnett
 Master Electrician: Jeff Foster

Cumberland County Playhouse
 Revision 1

Channel	Dim	Position	Unit	Type & Accessories & Watts	Purpose	Color & Tmp
(1)	52	FOH 2B	1	Source 4 26deg+- 575w	U	R54/ T:-
(2)	20	FOH 2B	3	Source 4 26deg+- 575w	A	R54/ T:-
(3)	47	FOH 2B	6	Source 4 26deg+- 575w	B	R54/ T:-
(4)	45	FOH 2A	1	Source 4 26deg+- 575w	C	R54/ T:-
	"	FOH 2B	8	"	"	"
(5)	43	FOH 2A	3	Source 4 26deg+- 575w	D	R54/ T:-
(6)	41	FOH 2A	6	Source 4 26deg+- 575w	E	R54/ T:-
(7)	39	FOH 2A	8	Source 4 26deg+- 575w	V	R54/ T:-
(8)	36	FOH 1	1	Alt 360Q 6x12+- 750w	F	R54/ T:-
(9)	32	FOH 1	3	Alt 360Q 6x12+- 750w	G	R54/ T:-
(10)	29	FOH 1	4	Alt 360Q 6x12+- 750w	H	R54/ T:-
(11)	26	FOH 1	6	Alt 360Q 6x12+- 750w	I	R54/ T:-
(12)	24	FOH 1	8	Alt 360Q 6x12+- 750w	J	R54/ T:-
(13)	20	Electric #1	5	Alt 360Q 6x9+- 750w	K	R54/ T:-
(14)	119	Electric #1	8	Alt 360Q 6x9+- 750w	L	R54/ T:-
(15)	120	Electric #1	11	Alt 360Q 6x9+- 750w	M	R54/ T:-
(16)	63	Electric #1	14	Alt 360Q 6x9+- 750w	N	R54/ T:-
(17)	65	Electric #1	17	Alt 360Q 6x9+- 750w	O	R54/ T:-
(18)	48	FOH 2A	4	PAR 64 NSP+- 1kw	FOH	R54/ T:-
	"	FOH 2B	5	"	"	"
(19)	33	SL Catwalk Railing	1	Alt 360Q 6x12+- 750w	PASSERE LL	R54/ T:-
	"	SR Catwalk Railing	"	"	"	"
(21)	72	Apron Pipe SL A	1	Alt 360Q 6x9+- 750w	ABC	R08/ T:-
(22)	78	Apron Pipe SL A	3	Alt 360Q 6x12+- 750w	CDE	R08/ T:-
(23)	115	Electric #1	1	Alt 360Q 6x9+- 750w	FGH	R08/ T:-
(24)	117	Electric #1	3	Alt 360Q 6x12+- 750w	HIJ	R08/ T:-
(25)	97	Electric #2	1	Alt 360Q 6x9+- 750w	KLM	R08/ T:-
(26)	99	Electric #2	3	Alt 360Q 6x12+- 750w	MNO	R08/ T:-
(27)	129	Electric #3	1	Alt 360Q 6x9+- 750w	PQR	R08/ T:-
(28)	138	Electric #3	3	Alt 360Q 6x12+- 750w	RST	R08/ T:-
(31)	70	Apron Pipe SR A	2	Alt 360Q 6x12+- 750w	ABC	R34/ T:-
(32)	62	Apron Pipe SR A	4	Alt 360Q 6x9+- 750w	CDE	R34/ T:-

Channel	Dim	Position	Unit	Type & Accessories & Watts	Purpose	Color & Tmp
(33)	13	Electric #1	19	Alt 360Q 6x12+- 750w	FGH	R34/ T:-
(34)	64	Electric #1	21	Alt 360Q 6x9+- 750w	HIJ	R34/ T:-
(35)	111	Electric #2	17	Alt 360Q 6x12+- 750w	KLM	R34/ T:-
(36)	113	Electric #2	19	Alt 360Q 6x9+- 750w	MNO	R34/ T:-
(37)	125	Electric #3	14	Alt 360Q 6x9+- 750w	PQR	R34/ T:-
(38)	127	Electric #3	16	Alt 360Q 6x12+- 750w	RST	R34/ T:-
(41)	71	Apron Pipe SL A	2	Alt 360Q 6x9+- 750w	ABC	R57/ T:-
(42)	77	Apron Pipe SL A	4	Alt 360Q 6x12+- 750w	CDE	R57/ T:-
(43)	116	Electric #1	2	Alt 360Q 6x9+- 750w	FGH	R57/ T:-
(44)	21	Electric #1	4	Alt 360Q 6x12+- 750w	HIJ	R57/ T:-
(45)	98	Electric #2	2	Alt 360Q 6x9+- 750w	KLM	R57/ T:-
(46)	100	Electric #2	4	Alt 360Q 6x12+- 750w	MNO	R57/ T:-
(47)	127	Electric #3	2	Alt 360Q 6x9+- 750w	PQR	R57/ T:-
(48)	130	Electric #3	4	Alt 360Q 6x12+- 750w	RST	R57/ T:-
(51)	69	Apron Pipe SR A	1	Alt 360Q 6x12+- 750w	ABC	R63/ T:-
(52)	61	Apron Pipe SR A	3	Alt 360Q 6x9+- 750w	CDE	R63/ T:-
(53)	14	Electric #1	18	Alt 360Q 6x12+- 750w	FGH	R63/ T:-
(54)	67	Electric #1	20	Alt 360Q 6x9+- 750w	HIJ	R63/ T:-
(55)	110	Electric #2	16	Alt 360Q 6x12+- 750w	KLM	R63/ T:-
(56)	112	Electric #2	18	Alt 360Q 6x9+- 750w	MNO	R63/ T:-
(57)	121	Electric #3	13	Alt 360Q 6x9+- 750w	PQR	R63/ T:-
(58)	120	Electric #3	15	Alt 360Q 6x12+- 750w	RST	R63/ T:-
(61)	118	Electric #1	6	PAR 64 WFL+- 1kw	AB	L120/ T:-
(62)	18	Electric #1	9	PAR 64 WFL+- 1kw	BC	L120/ T:-
	17	"	12	"	CD	"
(63)	66	Electric #1	16	PAR 64 WFL+- 1kw	DE	L120/ T:-
(64)	102	Electric #2	6	PAR 64 WFL+- 1kw	FG	L120/ T:-
(65)	105	Electric #2	9	PAR 64 WFL+- 1kw	GH	L120/ T:-
	"	"	11	"	HI	"
(66)	107	Electric #2	13	PAR 64 WFL+- 1kw	IJ	L120/ T:-
(67)	131	Electric #3	6	PAR 64 WFL+- 1kw	KL	L120/ T:-
(68)	126	Electric #3	8	PAR 64 WFL+- 1kw	M	L120/ T:-
(69)	124	Electric #3	10	PAR 64 WFL+- 1kw	NO	L120/ T:-

Channel	Dim	Position	Unit	Type & Accessories & Watts	Purpose	Color & Tmp
(71)	19	Electric #1	7	PAR 64 WFL+CXI Color Fusion 10" 1kw	AB	NC/ T:-
(72)	17	Electric #1	10	PAR 64 WFL+CXI Color Fusion 10" 1kw	BC	NC/ T:-
(73)	16	Electric #1	13	PAR 64 WFL+CXI Color Fusion 10" 1kw	CD	NC/ T:-
(74)	15	Electric #1	15	PAR 64 WFL+CXI Color Fusion 10" 1kw	DE	NC/ T:-
(75)	103	Electric #2	7	PAR 64 WFL+CXI Color Fusion 10" 1kw	FG	NC/ T:-
(76)	106	Electric #2	10	PAR 64 WFL+CXI Color Fusion 10" 1kw	H	NC/ T:-
(78)	108	Electric #2	14	PAR 64 WFL+CXI Color Fusion 10" 1kw	IJ	NC/ T:-
(79)	132	Electric #3	7	PAR 64 WFL+CXI Color Fusion 10" 1kw	KL	NC/ T:-
(80)	122	Electric #3	9	PAR 64 WFL+CXI Color Fusion 10" 1kw	M	NC/ T:-
	"	"	11	"	NO	"
(91)	53	Apron Pipe SL B	2	Source 4 36deg+- 575w	BC	L202/ T:R77805
(92)	37	Apron Pipe SR B	2	Source 4 36deg+- 575w	CD	L202/ T:R77805
(93)	101	Electric #2	5	Alt 360Q 6x9+- 750w	FG	L202/ T:R77805
(94)	104	Electric #2	8	Alt 360Q 6x9+- 750w	GH	L202/ T:R77805
(95)	104	Electric #2	12	Alt 360Q 6x9+- 750w	HI	L202/ T:R77805
(96)	109	Electric #2	15	Alt 360Q 6x9+- 750w	IJ	L202/ T:R77805
(97)	80	Electric #3	5	Alt 360Q 6x9+- 750w	KLM	L202/ T:R77805
(98)	86	Electric #3	12	Alt 360Q 6x9+- 750w	MNO	L202/ T:R77805
(101)	51	FOH 2B	2	Source 4 36deg+- 575w	TEMP	R316/ T:R77806
(102)	49	FOH 2B	4	Source 4 36deg+- 575w	TEMP	R316/ T:R77806
(103)	46	FOH 2B	7	Source 4 36deg+- 575w	TEMP	R316/ T:R77806
(104)	44	FOH 2A	2	Source 4 36deg+- 575w	TEMP	R316/ T:R77806
(105)	42	FOH 2A	5	Source 4 36deg+- 575w	TEMP	R316/ T:R77806
(106)	40	FOH 2A	7	Source 4 36deg+- 575w	TEMP	R316/ T:R77806
(111)	35	FOH 1	2	Source 4 36deg+- 575w	TEMP	R68/ T:G251
(112)	28	FOH 1	5	Source 4 36deg+- 575w	TEMP	R68/ T:G251
(113)	25	FOH 1	7	Source 4 36deg+- 575w	TEMP	R68/ T:G251
(121)	54	Apron Pipe SL B	1	Alt 360Q 6x9+- 750w	TOTTENH AM	R366/ T:G635
(122)	76	Apron Pipe SL B	3	Alt 360Q 6x9+- 750w	TOTTENH AM	R366/ T:G635

Channel	Dim	Position	Unit	Type & Accessories & Watts	Purpose	Color & Tmp
(131)	38	Apron Pipe SR B	1	Alt 360Q 6x9+- 750w	STREET	R332/ T:R77109
(132)	68	Apron Pipe SR B	3	Alt 360Q 6x9+- 750w	STREET	R332/ T:R77109
(141)		Electric #2	15a	Source 4 36deg+- 575w	WINDOW	NC/ T:R77703
(142)		Electric #2	4a	Source 4 36deg+- 575w	WINDOW	R65/ T:R77703
(151)		FOH 2B Rail	1	Alt 360Q 6x9+- 750w	SIDE STAGE	R54/ T:-
		"	2	"	"	"
(152)	27	FOH 2A Rail	1	Alt 360Q 6x9+- 750w	SIDE STAGE	R54/ T:-
		"	2	"	"	"
(161)	9	Electric #3	A1	3 Cell Sky Cyc Right+- 1kw	CYC	L201/ T:-
		"	B1	"	"	"
(162)	8	Electric #3	C1	3 Cell Sky Cyc Right+- 1kw	CYC	L201/ T:-
		"	D1	"	"	"
(171)	11	Electric #3	A2	3 Cell Sky Cyc Center+- 1kw	CYC	R318/ T:-
		"	B2	"	"	"
(172)	79	Electric #3	C2	3 Cell Sky Cyc Center+- 1kw	CYC	R318/ T:-
		"	D2	"	"	"
(181)	12	Electric #3	A3	3 Cell Sky Cyc Left+- 1kw	CYC	L079/ T:-
		"	B3	"	"	"
(182)	7	Electric #3	C3	3 Cell Sky Cyc Left+- 1kw	CYC	L079/ T:-
		"	D3	"	"	"
(191)	60	House Right Taildown	3	Alt 360Q 6x16+- 750w	AISLE	R54/ T:-
(192)	57	House Left Taildown	1	Alt 360Q 6x16+- 750w	AISLE	R54/ T:-
(194)	59	House Right Taildown	2	Alt 360Q 6x12+- 750w	AISLE	R318/ T:-
(195)	55	House Left Taildown	2	Alt 360Q 6x12+- 750w	AISLE	R318/ T:-
(197)	58	House Right Taildown	1	Alt 360Q 6x12+- 750w	AISLE	R68/ T:-
(198)	56	House Left Taildown	3	Alt 360Q 6x12+- 750w	AISLE	R68/ T:-
(201)	201	FOH 2A Extension	1.0	MAC 250+- 250w	MOVER	NC/ T:-
		"	1.1	MAC 250	Shutter, Strobe, Reset, Lamp On / Off	
(202)	202	FOH 2A Extension	1.2	MAC 250	Dimmer	
(203)	203	FOH 2A Extension	1.3	MAC 250	Color	
(204)	204	FOH 2A Extension	1.4	MAC 250	Gobo Selection and Shake	

Channel	Dim	Position	Unit	Type & Accessories & Watts	Purpose	Color & Tmp
(205)	205	FOH 2A Extension	1.5	MAC 250	Gobo Rotation	
(206)	206	FOH 2A Extension	1.6	MAC 250	Focus	
(207)	207	FOH 2A Extension	1.7	MAC 250	Prism	
(208)	208	FOH 2A Extension	1.8	MAC 250	Pan	
(209)	209	FOH 2A Extension	1.9	MAC 250	Pan Fine	
(210)	210	FOH 2A Extension	1.10	MAC 250	Tilt	
(211)	211	FOH 2A Extension	1.11	MAC 250	Tilt Fine	
(212)	212	FOH 2A Extension	1.12	MAC 250	Pan / Tilt Speed	
(213)	213	FOH 2A Extension	1.13	MAC 250	Effects Speed	
(221)	221	FOH 2B Extension	1.0	MAC 250+- 250w	MOVER	NC/ T:-
	"	"	1.1	MAC 250	Shutter, Strobe, Reset, Lamp On / Off	
(222)	222	FOH 2B Extension	1.2	MAC 250	Dimmer	
(223)	223	FOH 2B Extension	1.3	MAC 250	Color	
(224)	224	FOH 2B Extension	1.4	MAC 250	Gobo Selection and Shake	
(225)	225	FOH 2B Extension	1.5	MAC 250	Gobo Rotation	
(226)	226	FOH 2B Extension	1.6	MAC 250	Focus	
(227)	227	FOH 2B Extension	1.7	MAC 250	Prism	
(228)	228	FOH 2B Extension	1.8	MAC 250	Pan	
(229)	229	FOH 2B Extension	1.9	MAC 250	Pan Fine	
(230)	230	FOH 2B Extension	1.10	MAC 250	Tilt	
(231)	231	FOH 2B Extension	1.11	MAC 250	Tilt Fine	
(232)	232	FOH 2B Extension	1.12	MAC 250	Pan / Tilt Speed	
(233)	233	FOH 2B Extension	1.13	MAC 250	Effects Speed	

House Left Taildown

Unit	Purpose	Type & Accessories	Watts	Color	Clr	Dim	Chn
1	AISLE	Alt 360Q 6x16+-	750w	R54	-	57	(192)
2	AISLE	Alt 360Q 6x12+-	750w	R318	-	55	(195)
3	AISLE	Alt 360Q 6x12+-	750w	R68	-	56	(198)

House Right Taildown

Unit	Purpose	Type & Accessories	Watts	Color	Clr	Dim	Chn
1	AISLE	Alt 360Q 6x12+-	750w	R68	-	58	(197)
2	AISLE	Alt 360Q 6x12+-	750w	R318	-	59	(194)
3	AISLE	Alt 360Q 6x16+-	750w	R54	-	60	(191)

SL Catwalk Railing

Unit	Purpose	Type & Accessories	Watts	Color	Clr	Dim	Chn
1	PASSERELL	Alt 360Q 6x12+-	750w	R54	-	33	(19)

SR Catwalk Railing

Unit	Purpose	Type & Accessories	Watts	Color	Clr	Dim	Chn
1	PASSERELL	Alt 360Q 6x12+-	750w	R54	-	33	(19)

FOH 2A

Unit	Purpose	Type & Accessories	Watts	Color	Clr	Dim	Chn
1	C	Source 4 26deg+-	575w	R54	-	45	(4)
2	TEMP	Source 4 36deg+-	575w	R316	R77806	44	(104)
3	D	Source 4 26deg+-	575w	R54	-	43	(5)
4	FOH	PAR 64 NSP+-	1kw	R54	-	48	(18)
5	TEMP	Source 4 36deg+-	575w	R316	R77806	42	(105)
6	E	Source 4 26deg+-	575w	R54	-	41	(6)
7	TEMP	Source 4 36deg+-	575w	R316	R77806	40	(106)
8	V	Source 4 26deg+-	575w	R54	-	39	(7)

FOH 2A Rail

Unit	Purpose	Type & Accessories	Watts	Color	Clr	Dim	Chn
1	SIDE STAGE	Alt 360Q 6x9+-	750w	R54	-	27	(152)
2	SIDE STAGE	Alt 360Q 6x9+-	750w	R54	-	27	(152)

FOH 2A Extension

Unit	Purpose	Type & Accessories	Watts	Color	Clr	Dim	Chn
1.0	MOVER	MAC 250+-	250w	NC	-	201	(201)
1.1	Shutter, Strobe, Reset, Lamp On / Off	MAC 250				201	(201)
1.2	Dimmer	MAC 250				202	(202)
1.3	Color	MAC 250				203	(203)
1.4	Gobo Selection and Shake	MAC 250				204	(204)
1.5	Gobo Rotation	MAC 250				205	(205)
1.6	Focus	MAC 250				206	(206)
1.7	Prism	MAC 250				207	(207)
1.8	Pan	MAC 250				208	(208)
1.9	Pan Fine	MAC 250				209	(209)
1.10	Tilt	MAC 250				210	(210)
1.11	Tilt Fine	MAC 250				211	(211)
1.12	Pan / Tilt Speed	MAC 250				212	(212)
1.13	Effects Speed	MAC 250				213	(213)

FOH 2B

Unit	Purpose	Type & Accessories	Watts	Color	Clr	Dim	Chn
1	U	Source 4 26deg+-	575w	R54	-	52	(1)
2	TEMP	Source 4 36deg+-	575w	R316	R77806	51	(101)
3	A	Source 4 26deg+-	575w	R54	-	20	(2)
4	TEMP	Source 4 36deg+-	575w	R316	R77806	49	(102)
5	FOH	PAR 64 NSP+-	1kw	R54	-	48	(18)
6	B	Source 4 26deg+-	575w	R54	-	47	(3)
7	TEMP	Source 4 36deg+-	575w	R316	R77806	46	(103)
8	C	Source 4 26deg+-	575w	R54	-	45	(4)

FOH 2B Rail

Unit	Purpose	Type & Accessories	Watts	Color	Clr	Dim	Chn
1	SIDE STAGE	Alt 360Q 6x9+-	750w	R54	-		(151)
2	SIDE STAGE	Alt 360Q 6x9+-	750w	R54	-		(151)

FOH 2B Extension

Unit	Purpose	Type & Accessories	Watts	Color	Clr	Dim	Chn
1.0	MOVER	MAC 250+-	250w	NC	-	221	(221)
1.1	Shutter, Strobe, Reset, Lamp On / Off	MAC 250				221	(221)
1.2	Dimmer	MAC 250				222	(222)
1.3	Color	MAC 250				223	(223)
1.4	Gobo Selection and Shake	MAC 250				224	(224)
1.5	Gobo Rotation	MAC 250				225	(225)
1.6	Focus	MAC 250				226	(226)
1.7	Prism	MAC 250				227	(227)
1.8	Pan	MAC 250				228	(228)
1.9	Pan Fine	MAC 250				229	(229)
1.10	Tilt	MAC 250				230	(230)
1.11	Tilt Fine	MAC 250				231	(231)
1.12	Pan / Tilt Speed	MAC 250				232	(232)
1.13	Effects Speed	MAC 250				233	(233)

FOH 1

Unit	Purpose	Type & Accessories	Watts	Color	Clr	Dim	Chn
1	F	Alt 360Q 6x12+-	750w	R54	-	36	(8)
2	TEMP	Source 4 36deg+-	575w	R68	G251	35	(111)
3	G	Alt 360Q 6x12+-	750w	R54	-	32	(9)
4	H	Alt 360Q 6x12+-	750w	R54	-	29	(10)
5	TEMP	Source 4 36deg+-	575w	R68	G251	28	(112)
6	I	Alt 360Q 6x12+-	750w	R54	-	26	(11)
7	TEMP	Source 4 36deg+-	575w	R68	G251	25	(113)
8	J	Alt 360Q 6x12+-	750w	R54	-	24	(12)

Apron Pipe SL A

Unit	Purpose	Type & Accessories	Watts	Color	Clr	Dim	Chn
1	ABC	Alt 360Q 6x9+-	750w	R08	-	72	(21)
2	ABC	Alt 360Q 6x9+-	750w	R57	-	71	(41)
3	CDE	Alt 360Q 6x12+-	750w	R08	-	78	(22)
4	CDE	Alt 360Q 6x12+-	750w	R57	-	77	(42)

Apron Pipe SL B

Unit	Purpose	Type & Accessories	Watts	Color	Clr	Dim	Chn
1	TOTTENHAM	Alt 360Q 6x9+-	750w	R366	G635	54	(121)
2	BC	Source 4 36deg+-	575w	L202	R77805	53	(91)
3	TOTTENHAM	Alt 360Q 6x9+-	750w	R366	G635	76	(122)

Apron Pipe SR A

Unit	Purpose	Type & Accessories	Watts	Color	Clr	Dim	Chn
1	ABC	Alt 360Q 6x12+-	750w	R63	-	69	(51)
2	ABC	Alt 360Q 6x12+-	750w	R34	-	70	(31)
3	CDE	Alt 360Q 6x9+-	750w	R63	-	61	(52)
4	CDE	Alt 360Q 6x9+-	750w	R34	-	62	(32)

Apron Pipe SR B

Unit	Purpose	Type & Accessories	Watts	Color	Clr	Dim	Chn
1	STREET	Alt 360Q 6x9+-	750w	R332	R77109	38	(131)
2	CD	Source 4 36deg+-	575w	L202	R77805	37	(92)
3	STREET	Alt 360Q 6x9+-	750w	R332	R77109	68	(132)

Electric #1

Unit	Purpose	Type & Accessories	Watts	Color	Clr	Dim	Chn
1	FGH	Alt 360Q 6x9+-	750w	R08	-	115	(23)
2	FGH	Alt 360Q 6x9+-	750w	R57	-	116	(43)
3	HIJ	Alt 360Q 6x12+-	750w	R08	-	117	(24)
4	HIJ	Alt 360Q 6x12+-	750w	R57	-	21	(44)
5	K	Alt 360Q 6x9+-	750w	R54	-	20	(13)
6	AB	PAR 64 WFL+-	1kw	L120	-	118	(61)
7	AB	PAR 64 WFL+CXI Color Fusion 10"	1kw	NC	-	19	(71)
8	L	Alt 360Q 6x9+-	750w	R54	-	119	(14)
9	BC	PAR 64 WFL+-	1kw	L120	-	18	(62)
10	BC	PAR 64 WFL+CXI Color Fusion 10"	1kw	NC	-	17	(72)
11	M	Alt 360Q 6x9+-	750w	R54	-	120	(15)
12	CD	PAR 64 WFL+-	1kw	L120	-	17	(62)
13	CD	PAR 64 WFL+CXI Color Fusion 10"	1kw	NC	-	16	(73)
14	N	Alt 360Q 6x9+-	750w	R54	-	63	(16)
15	DE	PAR 64 WFL+CXI Color Fusion 10"	1kw	NC	-	15	(74)
16	DE	PAR 64 WFL+-	1kw	L120	-	66	(63)
17	O	Alt 360Q 6x9+-	750w	R54	-	65	(17)
18	FGH	Alt 360Q 6x12+-	750w	R63	-	14	(53)
19	FGH	Alt 360Q 6x12+-	750w	R34	-	13	(33)
20	HIJ	Alt 360Q 6x9+-	750w	R63	-	67	(54)
21	HIJ	Alt 360Q 6x9+-	750w	R34	-	64	(34)

Electric #2

Unit	Purpose	Type & Accessories	Watts	Color	Clr	Dim	Chn
1	KLM	Alt 360Q 6x9+-	750w	R08	-	97	(25)
2	KLM	Alt 360Q 6x9+-	750w	R57	-	98	(45)
3	MNO	Alt 360Q 6x12+-	750w	R08	-	99	(26)
4	MNO	Alt 360Q 6x12+-	750w	R57	-	100	(46)
4a	WINDOW	Source 4 36deg+-	575w	R65	R77703		(142)
5	FG	Alt 360Q 6x9+-	750w	L202	R77805	101	(93)
6	FG	PAR 64 WFL+-	1kw	L120	-	102	(64)
7	FG	PAR 64 WFL+CXI Color Fusion 10"	1kw	NC	-	103	(75)
8	GH	Alt 360Q 6x9+-	750w	L202	R77805	104	(94)
9	GH	PAR 64 WFL+-	1kw	L120	-	105	(65)
10	H	PAR 64 WFL+CXI Color Fusion 10"	1kw	NC	-	106	(76)
11	HI	PAR 64 WFL+-	1kw	L120	-	105	(65)
12	HI	Alt 360Q 6x9+-	750w	L202	R77805	104	(95)
13	IJ	PAR 64 WFL+-	1kw	L120	-	107	(66)
14	IJ	PAR 64 WFL+CXI Color Fusion 10"	1kw	NC	-	108	(78)
15	IJ	Alt 360Q 6x9+-	750w	L202	R77805	109	(96)
15a	WINDOW	Source 4 36deg+-	575w	NC	R77703		(141)
16	KLM	Alt 360Q 6x12+-	750w	R63	-	110	(55)
17	KLM	Alt 360Q 6x12+-	750w	R34	-	111	(35)
18	MNO	Alt 360Q 6x9+-	750w	R63	-	112	(56)
19	MNO	Alt 360Q 6x9+-	750w	R34	-	113	(36)

Electric #3

Unit	Purpose	Type & Accessories	Watts	Color	Clr	Dim	Chn
1	PQR	Alt 360Q 6x9+-	750w	R08	-	129	(27)
2	PQR	Alt 360Q 6x9+-	750w	R57	-	127	(47)
3	RST	Alt 360Q 6x12+-	750w	R08	-	138	(28)
4	RST	Alt 360Q 6x12+-	750w	R57	-	130	(48)
5	KLM	Alt 360Q 6x9+-	750w	L202	R77805	80	(97)
6	KL	PAR 64 WFL+-	1kw	L120	-	131	(67)
7	KL	PAR 64 WFL+CXI Color Fusion 10"	1kw	NC	-	132	(79)
8	M	PAR 64 WFL+-	1kw	L120	-	126	(68)
9	M	PAR 64 WFL+CXI Color Fusion 10"	1kw	NC	-	122	(80)
10	NO	PAR 64 WFL+-	1kw	L120	-	124	(69)
11	NO	PAR 64 WFL+CXI Color Fusion 10"	1kw	NC	-	122	(80)
12	MNO	Alt 360Q 6x9+-	750w	L202	R77805	86	(98)
13	PQR	Alt 360Q 6x9+-	750w	R63	-	121	(57)
14	PQR	Alt 360Q 6x9+-	750w	R34	-	125	(37)
15	RST	Alt 360Q 6x12+-	750w	R63	-	120	(58)
16	RST	Alt 360Q 6x12+-	750w	R34	-	127	(38)
A1	CYC	3 Cell Sky Cyc Right+-	1kw	L201	-	9	(161)
A2	CYC	3 Cell Sky Cyc Center+-	1kw	R318	-	11	(171)
A3	CYC	3 Cell Sky Cyc Left+-	1kw	L079	-	12	(181)
B1	CYC	3 Cell Sky Cyc Right+-	1kw	L201	-	9	(161)
B2	CYC	3 Cell Sky Cyc Center+-	1kw	R318	-	11	(171)
B3	CYC	3 Cell Sky Cyc Left+-	1kw	L079	-	12	(181)
C1	CYC	3 Cell Sky Cyc Right+-	1kw	L201	-	8	(162)
C2	CYC	3 Cell Sky Cyc Center+-	1kw	R318	-	79	(172)
C3	CYC	3 Cell Sky Cyc Left+-	1kw	L079	-	7	(182)
D1	CYC	3 Cell Sky Cyc Right+-	1kw	L201	-	8	(162)
D2	CYC	3 Cell Sky Cyc Center+-	1kw	R318	-	79	(172)
D3	CYC	3 Cell Sky Cyc Left+-	1kw	L079	-	7	(182)

L079
 3 Cell Sky Cyc Left 4 cuts

 Total: 4 cuts

L120
 PAR 64 WFL 11 cuts

 Total: 11 cuts

L201
 3 Cell Sky Cyc Right 4 cuts

 Total: 4 cuts

L202
 Source 4 36deg 2 cuts
 Alt 360Q 6x9 6 cuts

 Total: 8 cuts

R08
 Alt 360Q 6x12 4 cuts
 Alt 360Q 6x9 4 cuts

 Total: 8 cuts

R316
 Source 4 36deg 6 cuts

 Total: 6 cuts

R318
 Alt 360Q 6x12 2 cuts
 3 Cell Sky Cyc Center 4 cuts

 Total: 6 cuts

R332
 Alt 360Q 6x9 2 cuts

 Total: 2 cuts

R34
 Alt 360Q 6x12 4 cuts
 Alt 360Q 6x9 4 cuts

 Total: 8 cuts

R366
 Alt 360Q 6x9 2 cuts

 Total: 2 cuts

R54
 Source 4 26deg 8 cuts
 Alt 360Q 6x16 2 cuts
 Alt 360Q 6x12 7 cuts
 Alt 360Q 6x9 9 cuts
 PAR 64 NSP 2 cuts

 Total: 28 cuts

R57		
	Alt 360Q 6x12	4 cuts
	Alt 360Q 6x9	4 cuts
	-----	-----
	Total:	8 cuts
R63		
	Alt 360Q 6x12	4 cuts
	Alt 360Q 6x9	4 cuts
	-----	-----
	Total:	8 cuts
R65		
	Source 4 36deg	1 cut
	-----	-----
	Total:	1 cut
R68		
	Source 4 36deg	3 cuts
	Alt 360Q 6x12	2 cuts
	-----	-----
	Total:	5 cuts

House Left Taildown

R318			
	Alt 360Q 6x12	1	cut
	Total:	1	cut

R54			
	Alt 360Q 6x16	1	cut
	Total:	1	cut

R68			
	Alt 360Q 6x12	1	cut
	Total:	1	cut

House Right Taildown

R318			
	Alt 360Q 6x12	1	cut
	Total:	1	cut

R54			
	Alt 360Q 6x16	1	cut
	Total:	1	cut

R68			
	Alt 360Q 6x12	1	cut
	Total:	1	cut

SL Catwalk Railing

R54			
	Alt 360Q 6x12	1	cut
	Total:	1	cut

SR Catwalk Railing

R54			
	Alt 360Q 6x12	1	cut
	Total:	1	cut

FOH 2A

R316			
	Source 4 36deg	3	cuts
	Total:	3	cuts

R54			
	Source 4 26deg	4	cuts
	PAR 64 NSP	1	cut
	Total:	5	cuts

FOH 2A Rail

R54			
	Alt 360Q 6x9	2	cuts
	Total:	2	cuts

FOH 2B

R316			
	Source 4 36deg	3	cuts
	Total:	3	cuts

R54			
	Source 4 26deg	4	cuts
	PAR 64 NSP	1	cut
	Total:	5	cuts

FOH 2B Rail

R54			
	Alt 360Q 6x9	2	cuts
	Total:	2	cuts

FOH 1

R54			
	Alt 360Q 6x12	5	cuts
	Total:	5	cuts

R68			
	Source 4 36deg	3	cuts
	Total:	3	cuts

Apron Pipe SL A

R08			
	Alt 360Q 6x12	1	cut
	Alt 360Q 6x9	1	cut
	Total:	2	cuts

R57			
	Alt 360Q 6x12	1	cut
	Alt 360Q 6x9	1	cut
	Total:	2	cuts

Apron Pipe SL B

L202

Source 4 36deg	1	cut
Total:	1	cut

R366

Alt 360Q 6x9	2	cuts
Total:	2	cuts

Apron Pipe SR A

R34

Alt 360Q 6x12	1	cut
Alt 360Q 6x9	1	cut
Total:	2	cuts

R63

Alt 360Q 6x12	1	cut
Alt 360Q 6x9	1	cut
Total:	2	cuts

Apron Pipe SR B

L202

Source 4 36deg	1	cut
Total:	1	cut

R332

Alt 360Q 6x9	2	cuts
Total:	2	cuts

Electric #1

L120

PAR 64 WFL	4	cuts
Total:	4	cuts

R08

Alt 360Q 6x12	1	cut
Alt 360Q 6x9	1	cut
Total:	2	cuts

R34

Alt 360Q 6x12	1	cut
Alt 360Q 6x9	1	cut
Total:	2	cuts

R54

Alt 360Q 6x9	5	cuts
Total:	5	cuts

R57			
	Alt 360Q 6x12	1	cut
	Alt 360Q 6x9	1	cut
	Total:	2	cuts

R63			
	Alt 360Q 6x12	1	cut
	Alt 360Q 6x9	1	cut
	Total:	2	cuts

Electric #2

L120			
	PAR 64 WFL	4	cuts
	Total:	4	cuts

L202			
	Alt 360Q 6x9	4	cuts
	Total:	4	cuts

R08			
	Alt 360Q 6x12	1	cut
	Alt 360Q 6x9	1	cut
	Total:	2	cuts

R34			
	Alt 360Q 6x12	1	cut
	Alt 360Q 6x9	1	cut
	Total:	2	cuts

R57			
	Alt 360Q 6x12	1	cut
	Alt 360Q 6x9	1	cut
	Total:	2	cuts

R63			
	Alt 360Q 6x12	1	cut
	Alt 360Q 6x9	1	cut
	Total:	2	cuts

R65			
	Source 4 36deg	1	cut
	Total:	1	cut

Electric #3

L079			
	3 Cell Sky Cyc Left	4	cuts
	Total:	4	cuts

L120			
	PAR 64 WFL	3	cuts
	Total:	3	cuts

L201

3 Cell Sky Cyc Right	4	cuts
Total:	4	cuts

L202

Alt 360Q 6x9	2	cuts
Total:	2	cuts

R08

Alt 360Q 6x12	1	cut
Alt 360Q 6x9	1	cut
Total:	2	cuts

R318

3 Cell Sky Cyc Center	4	cuts
Total:	4	cuts

R34

Alt 360Q 6x12	1	cut
Alt 360Q 6x9	1	cut
Total:	2	cuts

R57

Alt 360Q 6x12	1	cut
Alt 360Q 6x9	1	cut
Total:	2	cuts

R63

Alt 360Q 6x12	1	cut
Alt 360Q 6x9	1	cut
Total:	2	cuts

G251
Source 4 36deg ----- 3 templates
Total: ----- 3 templates

G635
Alt 360Q 6x9 ----- 2 templates
Total: ----- 2 templates

R77109
Alt 360Q 6x9 ----- 2 templates
Total: ----- 2 templates

R77703
Source 4 36deg ----- 2 templates
Total: ----- 2 templates

R77805
Source 4 36deg ----- 2 templates
Alt 360Q 6x9 ----- 6 templates
Total: ----- 8 templates

R77806
Source 4 36deg ----- 6 templates
Total: ----- 6 templates

FOH 2A

R77806
 Source 4 36deg 3 templates
 Total: 3 templates

FOH 2B

R77806
 Source 4 36deg 3 templates
 Total: 3 templates

FOH 1

G251
 Source 4 36deg 3 templates
 Total: 3 templates

Apron Pipe SL B

G635
 Alt 360Q 6x9 2 templates
 Total: 2 templates

R77805
 Source 4 36deg 1 template
 Total: 1 template

Apron Pipe SR B

R77109
 Alt 360Q 6x9 2 templates
 Total: 2 templates

R77805
 Source 4 36deg 1 template
 Total: 1 template

Electric #2







R77703
 Source 4 36deg 2 templates
 Total: 2 templates

R77805
 Alt 360Q 6x9 4 templates
 Total: 4 templates

Electric #3

R77805
 Alt 360Q 6x9 2 templates
 Total: 2 templates

My Fair Lady Templates

Picture	Number	Number Used	Picture	Number	Number Used
	Rosco 77805	8		Rosco 77806	6
	Leaf Breakup (Medium)			Leaf Breakup (Large)	
	Gam 251	3		Gam 635	2
	Spring Branches			Construction A	
	Rosco 77109	2		Rosco 77703	2
	Blossoms (Detail)			Double Hung Window	

My Fair Lady Lighting Cue List

<u>Cue #</u>	<u>Time</u>	<u>Description</u>	<u>Page</u>
1	4	House Up	8
2	4	House Half	8
3	4	House Out	8
4	4	Up w/ Overture	8
8	4	Up on Cold Night w/ In Place	8
10	8	Brighter w/ Eliza Revealed	8
20	6/12	Narrow w/ Pickering "May I ask, sir, do you..."	13
22	6/10	Shift Half Song Look w/ Musc "Why Can't the English"	14
24	4/6	Full Song Look w/ Spot Higgins w/ Higgins "Hear them down in Soho..."	14
26	4	Narrow w/ Eliza "Garn!"	14
28	6/8	Brighter w/ Higgins "Why Can't the English..." (Top of Page)	15
30	4/6	Restore Q24 w/ Higgins "An Englishman's way of speaking..."	15
32	6/8	Restore Q28 w/ Higgins "Why can't the English teach..." (2nd)	15
34	4/6	Restore Q30 w/ Higgins "Arabians learn Arabian..."	15
36	6/10	Build w/ Higgins "Why Can't the English..." (2nd to End)	15
38	0	Bump w/ Spots Out w/ Music	15
40	4/10	Restore Q20 w/ Applause	15
44	6/10	Shift Narrow / Back High w/ Music "Wouldn't It Be Lovely"	18
46	6/10	Shift Pink / Lavs Low w/ Spot Eliza w/ Eliza "All I want is a room..."	18
48	6/10	Brighter / Spread w/ The Quartet "All I want is a room..."	18
50	6/10	Restore Q46 w/ Eliza "Oh, so lovely sittin'..."	19
52	6/10	Restore Q48 w/ The Men "Over me winder..."	19
54	4/10	Sides High w/ Gobos w/ Dance	19
56	4/10	Restore Q48 w/ Eliza "Oh, wouldn't it..." (Last)	19
58	10	Fade Slow w/ The Men "Lovely!"	19
60	12	Fade Slow Out w/ Spot Out w/ Eliza Final "Lovely"	20
62	6	Up Colder / More Stark / Tottenham Specials w/ In Place	21
66	3/5	Build Quickly / Shift Back Color w/ Spot Doolittle w/ Top "Luck"	23
68	3/6	Brighter / Sides Higher w/ The Trio "With a little bit..." (First)	23
70	4/6	Restore Q66 w/ Doolittle "The lord above..."	23
72	3/6	Restore Q68 w/ The Trio "With a little bit..." (Second Time)	23
74	4/6	Restore Q66 w/ Doolittle "Oh, you can walk..."	23
76	3/6	Restore Q68 w/ The Trio "With a little bit..." (Third Time)	24
78	0/1	Snap to Restore Q62 w/ "They Freeze"	24
80	4/6	Restore Q66 w/ Doolittle "The lord above..."	24
82	3/6	Restore Q68 w/ The Trio "With a little bit..." (Fourth Time)	24
84	4/6	Restore Q66 w/ Doolittle "They're always throwin'..."	25
86	3/6	Restore Q68 w/ The Trio "With a little bit..."	25
88	4/10	Build w/ Dance	25
100	4/6	Transition Up w/ Spot Out w/ Applause	25
102	10	Up Low (Total Darkness) on Study w/ In Place	26
104	0	Snap Up w/ Higgins Switching on Light	26

My Fair Lady Lighting Cue List

<u>Cue #</u>	<u>Time</u>	<u>Description</u>	<u>Page</u>
120	6/10	Shift Darker / Jazzy / w/ Music "I'm an Ordinary Man"	36
122	4/10	Shift Into Full Song w/ Spot Higgins w/ Higgins "Who desires nothing..."	36
124	3/4	Brighter / Warmer Colors w/ Higgins "But let a woman in..." (First)	36
126	4/6	Lower w/ Higgins "You want to talk of..."	36
128	3/4	Restore Q124 w/ Higgins "Oh, let a woman..." (Second)	36
130	4/6	Softer / Narrow w/ Higgins "Let them buy their..."	37
132	3/4	Back High from Q120 w/ Music Following Higgins "...than to ever..."	37
134	4/6	Restore Q122 w/ Higgins "Even-Temper'd..."	37
136	3/4	Restore Q124 w/ Higgins "But let a woman in..." (Third)	37
138	4/6	Restore Q126 w/ Higgins "You have a woman of grace..."	37
140	3/4	Restore Q124 w/ Higgins "Oh, let a woman..." (Fourth)	37
142	4/6	Restore Q130 w/ Higgins "Let the others of my sex..."	37
144	3/4	Restore Q132 w/ Music Following Higgins "...than to ever..."	37
146	4/6	Restore Q122 w/ Higgins "Who prefers to spend his evenings..."	38
148	3/4	Restore Q124 w/ Higgins "But let a woman in..." (Fifth)	38
150	4/6	Brighter / Build w/ Higgins "She'll have a booming..."	38
152	6/10	Build w/ Higgins "Oh, let a woman..." (Final)	38
154	4/6	Narrow Desk w/ Higgins "I shall never..."	38
156	0	Bump Out w/ Spot Out w/ Music	38
158	3/4	Transition Up w/ Applause	38
160	4	Up Road Mid-day w/ In Place	39
164	3/5	Restore Q66 Brighter w/ Spot Doolittle w/ Music "Luck"	40
166	3/6	Restore Q68 Brighter w/ The Trio "With a little bit..." (First)	40
168	3/5	Restore Q164 w/ All "He doesn't have a tuppence..."	40
170	3/6	Restore Q166 w/ All "With a little bit..." (Second)	40
172	4/6	High Sides w/ Dance	40
174	4/6	Build w/ All "With a little bit..." (Third)	40
176	0	Bump Out w/ Spot Out w/ Music	40
178	3/4	Transition Up w/ Applause	40
180	4	Restore Q104 Brighter w/ In Place	41
190	6/10	Darker w/ Spot Eliza w/ Music "Just You Wait"	48
192	6/8	Narrow w/ Eliza "Oooooooh..."	49
194	6/10	Build w/ Eliza "When you tell you're..."	49
196	6/8	Lighter / Brighter / Add Pinks / Lavs w/ Eliza "One day I'll be famous!"	49
198	4/6	Build w/ Eliza "Then they'll march..."	49
200	3/4	Build w/ Eliza "Oh, Ho, Ho!"	49
202	3/4	Build w/ Eliza "Just you wait!" (Final)	49
204	0	Bump Out w/ Spot Out w/ Music	49
206	4	Restore Q180 w/ In Place	50
208	0	Blackout w/ Eliza Blowing Fire Out	51
210	4	Up on Chorus / Blue Back High w/ In Place	51
212	4/6	Restore Q180 w/ In Place	52

My Fair Lady Lighting Cue List

<u>Cue #</u>	<u>Time</u>	<u>Description</u>	<u>Page</u>
214	0	Blackout w/ Eliza "Aaaaaaaaaooooooooowwww!"	53
216	4	Restore Q210 w/ Servants In Place	53
218	4/6	Up Study Night w/ In Place	54
220	0	Blackout w/ Higgins Putting Marbles in Mouth Again	55
222	4	Restore Q210 w/ Servants In Place	55
224	4/6	Restore Q218 Darker w/ In Place	55
228	10/14	Brighten Slowly w/ Music "The Rain in Spain"	56
230	4/10	Fill Space w/ Spot Eliza & Higgins w/ Higgins "Now once again..."	56
232	4/6	Build w/ All "The Rain in Spain..."	57
234	4/6	Restore Q230 w/ Higgins "In Hartford..."	57
236	4/6	Restore Q232 w/ Higgins "How kind of you..."	57
238	4/6	Restore Q234 w/ All "The Rain in Spain..."	57
240	6/10	High Sides Pinks / Lavs w/ Spots Out w/ Dance	57
242	3/6	Warmer w/ Spanish Music In	57
244	0	Bump w/ "Ole!"	57
246	4/6	Restore Q218 w/ Applause	58
250	6/10	Build w/ Pink / Laves / Warm / Excited w/ Spot Eliza w/ Music "Danced"	59
252	4/6	Build Full Song Look w/ Eliza "I could have danced..." (Top of Page)	60
254	4/6	Shift Pink Higher w/ Eliza "I'll never know"	60
256	4/6	Restore Q252 w/ Eliza "I only know when he..."	60
258	6/10	Blues In (Still Warm) w/ First Maid "It's after three now..."	60
260	4/6	Restore Q254 w/ Eliza "I'll never know..."	61
262	4/6	Restore Q252 w/ Eliza "I only know when he..."	61
264	3/6	Build w/ Eliza "...danced, danced, danced, all night! "	61
266	6/10	Lower w/ Blue Back w/ Mrs. Pearce "I understand, dear."	61
268	2/0	Lower w/ Window High w/ Lights Out	61
270	6	Build w/ Eliza "I'll never know"	62
272	4/6	Restore Q254 w/ Eliza "I only know when..."	62
274	4	Build w/ Eliza Final "...night!"	62
276	0	Bump w/ Spot Out w/ Music	62
278	4/6	Transition Up w/ Applause	62
280	4	Warm Trees Up w/ In Place	63
282	0	Blackout w/ Mrs. Higgins "...abruptly."	64
284	4	Very Bright / Minimal Texture / Shadows w/ In Place	65
288	4/6	Restore Q280 / Spread Look w/ Mrs. Higgins Enter	66
294	4/6	Restore Q284 w/ "End of Gavotte"	71
296	6	Spot Up on Eliza w/ All "It has begun!"	71
298	6	Build w/ Music	71
300	0	Blackout w/ Spot Out w/ Music	71
302	4	Warmer w/ Gobos in Low w/ In Place	72
304	6/10	Romantic Pinks / Lavs Low / (Not Full Look w/ Music "Street"	73
306	4/8	Restore Q302 w/ Mrs. Pearce Enter	73

My Fair Lady Lighting Cue List

<u>Cue #</u>	<u>Time</u>	<u>Description</u>	<u>Page</u>
308	6/10	Restore Q304 Brighter w/ Street Speical w/ Spot Freddy	74
310	6/10	Narrow w/ Freddy "And of, the towering..."	74
312	4/6	Restore Q308 w/ Freddy "People stop and stare..."	74
314	6	Build w/ Freddy Final "Live"	74
316	4/6	Restore Q302 w/ Spot Out w/ Mrs. Pearce Enter	74
318	6/10	Restore Q308 w/ Spot Freddy w/ Freddy "People stop and stare..."	75
320	6	Restore Q314 w/ Freddy "I won't care if I..."	75
322	6	Build w/ Final Freddy "Where you live."	75
324	0	Bump Out w/ Spot Out w/ Music	75
330	4	Restore Q218 w/ In Place	76
334	6	Restore Q250 w/ Spot Eliza w/ Music "Eliza's Entrance"	78
336	6	Fade Out w/ Higgins "Not bad at all."	78
INTERMISSION			
338	4	House Up	78
340	4	House Half	78
342	4	House Out	78
INTERMISSION			
344	4	Up w/ Entr'Acte	86
350	4/6	Restore Q224 w/ In Place	86
352	6/10	Restore Q218 w/ Higgins, etc. Enter	86
354	10/14	Brighten Slowly w/ Spot Pickering & Hggins w/ Music "You Did It"	87
356	6/10	Shift Lower / Sides Higher w/ Pickering "I must have aged..."	88
358	4/6	Restore Q354 w/ Pickering "I said to him:..."	88
360	6	Build w/ Pickering " You did it!" (Before dialogue)	88
362	6/10	Restore Q352 Brighter w/ Spots Out w/ Higgins "Thank heavens..."	88
364	6/10	Restore Q356 w/ Spot Higgins w/ Higgins "That blackguard..."	89
366	4/6	Restore Q354 w/ Higgins "Ev'ry time we looked..."	89
368	6/10	Warmer / Sultry w/ Higgins "Oozing charm from..."	89
370	4/6	Restore Q354 w/ Higgins "Her English is too..."	89
372	0	Bump w/ Music Higgins "...Hungarian."	89
374	6/10	Restore Q368 w/ Servants "Congratulations professor..."	90
376	4/6	Sides Higher w/ One Servant & Pickering "This ev'ning sir..."	90
378	0	Bump w/ Music	90
380	4/6	Restore Q380 w/ Spot Out w/ Applause	90
382	6/10	Restore Q352 w/ Higgins "Oh, damn..."	91
390	6/10	Lower w/ Spot Eliza w/ "Reprise: Just You Wait"	96
392	6	Fade Out w/ Music Swell	96
394	6	Dark Street w/ Spot Freddy w/ Street Special Low w/ In Place	97
398	6/10	Spot Out w/ Scene Look In (Dark Night) w/ Freddy "Darling..."	97
400	4/6	Brighter w/ Music w/ Spots Freddy & Eliza w/ Music "Show Me"	98
402	3/6	Shift Harsher w/ Gobos Higher w/ Eliza "Words! Words!..."	98
404	4/6	Restore Q400 w/ Eliza "Here we are together..."	98

My Fair Lady Lighting Cue List

<u>Cue #</u>	<u>Time</u>	<u>Description</u>	<u>Page</u>
406	4/6	Restore Q402 w/ Eliza "Haven't your lips..."	98
408	4/6	Restore Q404 w/ Eliza " ...me now." (Top of Page)	99
410	3/6	Restore Q406 w/ Eliza "Sing me no..."	99
412	3/6	Restore Q402 w/ Eliza "Never do I ever want..."	99
414	4/6	Restore Q406 w/ Eliza "Haven't your arms..."	99
416	6	Build w/ Eliza Final "Now!"	99
418	0	Bump w/ Spots Out w/ Music	99
419	4/6	Transition Up w/ Applause	99
420	4	Restore Q44 w/ In Place	100
426	6/10	Pink / Lav Scene Light In w/ First Cockney "Good morning..."	101
428	6/10	Restore Q46 (No Spot) w/ Eliza "Someone's head..."	102
430	4/6	Restore Q426 w/ Loud Commotion	102
434	4/6	Celestial White / Gobos / Back High w/ Music "Get Me to the Church..."	104
436	3/6	Pink / Lav High w/ Spot Doolittle w/ Doolittle "I'm getting married..."	105
438	6/10	Narrow w/ Doolittle "If I am dancin'..."	105
440	4/6	Restore Q436 w/ Doolittle "For I'm getting' married..."	105
442	10	Build Slowly w/ All "I'm getting' married..."	105
444	4/6	Restore Q436 w/ All "If I' am flyin'..."	106
446	6/10	Restore Q442 w/ All "For I'm getting married..."	106
448	6	Build w/ Doolittle Final "Time!"	106
450	6/10	Shift High Sides w/ Dance	106
454	4/6	Restore Q448 w/ Harry "Starlight is reelin'..."	107
456	6/10	Restore Q442 w/ All "London is wakin'..."	107
458	4/6	Restore Q448 w/ All "Hail and salute me..."	107
460	6	Build w/ All Final "Time."	107
462	0	Bump Out w/ Spot Out w/ Music	107
464	4	Transition Up w/ Applause	107
466	4	Restore Q180 w/ In Place	108
470	6/10	Shift w/ Sides High w/ Music "Hymn to Him"	110
472	3/4	Restore Q466 w/ Higgins Exit	110
474	4/6	Brighter / High Back / Harsh w/ Spot Higgins	111
476	3/4	Restore Q466 w/ Higgins Exit	111
478	4/6	Restore Q474 w/ Higgins "Why can't a woman..." (First)	111
480	4/6	Brighter / Shift w/ Spot Pickering w/ Higgins "Why does ev'ryone..."	111
482	4/6	Restore Q474 w/ Higgins "One man in a million..."	112
484	3/4	Restore Q480 w/ Higgins "Why can't a woman behave..."	112
486	6	Build w/ Higgins "Why can't a woman..." (Final)	112
488	0	Bump w/ Spot Out w/ Music	112
490	4/6	Restore Q466 w/ Applause	112
492	4/6	Restore Q474 w/ Spot Higgins w/ Higgins "Why can't a woman..."	113
494	3/4	Restore Q480 w/ Higgins "Why is a thinking..."	113
496	6	Build w/ Higgins Final "Why can't a woman..."	113

My Fair Lady Lighting Cue List

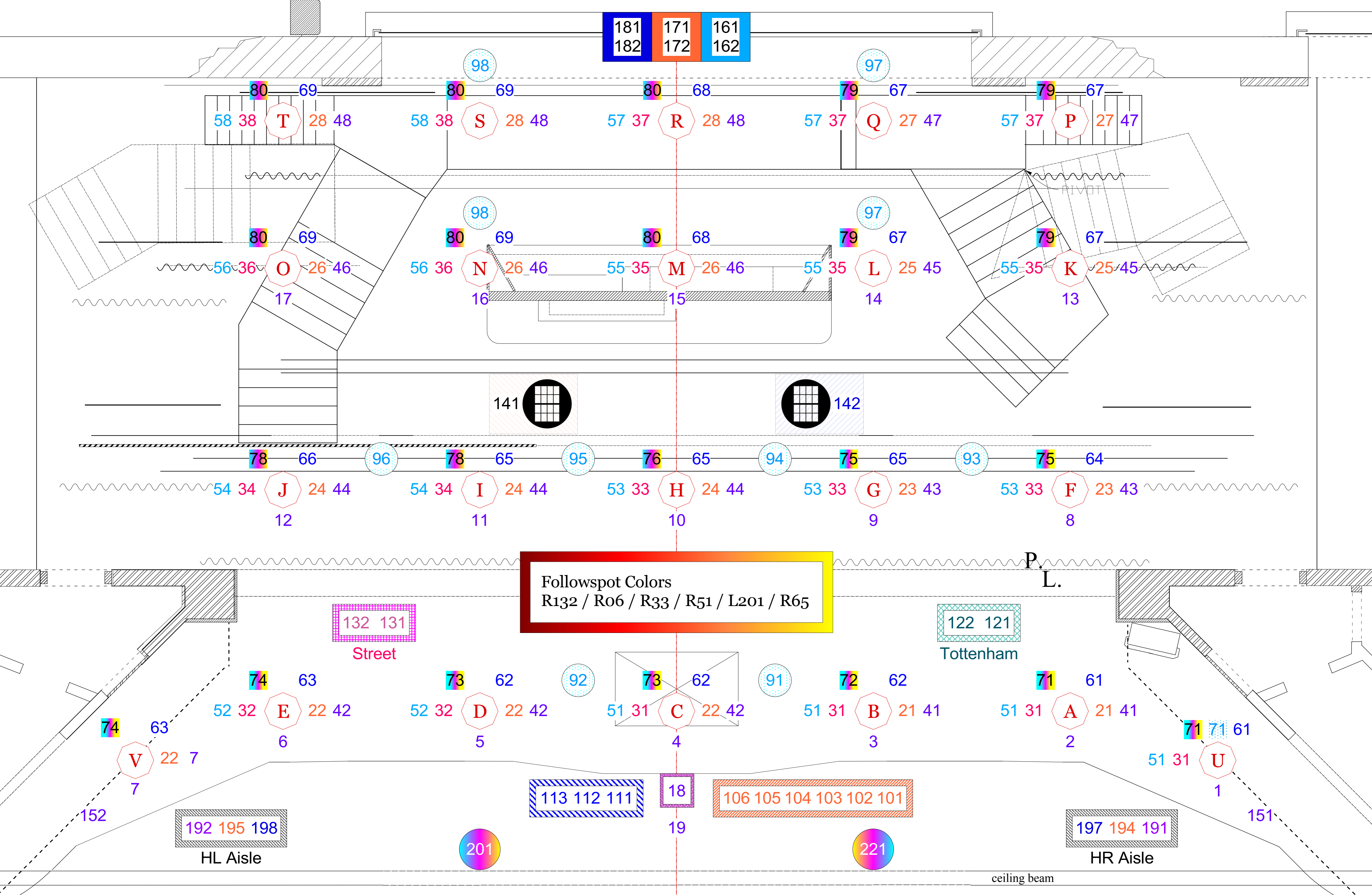
<u>Cue #</u>	<u>Time</u>	<u>Description</u>	<u>Page</u>
498	0	Bump Out w/ Spot Out w/ Music	113
500	4	Transition Up w/ Applause	113
502	4	Warm w/ Gobos w/ In Place	114
504	10	Spread Look w/ Mrs. Higgins "Remember, last night you..."	114
508	20	Restore Q502 w/ Higgins "Well, Eliza, you've had..."	116
514	10/16	Narrow / Gobos Higher w/ Spots Eliz & Higgins w/ Music "Without You"	120
516	6/10	Build Slowly / Lavs Higher w/ Eliza "There'll be spring..."	121
518	6/10	Build w/ Eliza "I can do..."	121
520	6/10	Shift Other Side High w/ Eliza "You, dear friend..."	121
522	6/10	Restore Q516 w/ Eliza "They can still rule..."	121
524	6/10	Restore Q514 w/ Eliza "Without your pulling..."	121
526	6/10	Restore Q516 w/ Eliza "...ducky, so can..."	121
530	6	Build w/ Eliza Final "...without..."	122
532	4/6	Shift Warmer w/ Music Shift "You Did It"	122
534	6	Build w/ Higgins "...and succeed..."	122
536	0	Bump w/ Higgins Final "Did!"	122
538	4/6	Restore Q502 w/ Spots Out w/ Applause	122
542	4	Fade Out w/ Mrs. Higgins "Bravo..."	123
544	2	Stark Top w/ In Place	124
546	6/10	Pinks / Lavs / Romantic Blue w/ Spot Higgins w/ Music "Accustomed"	124
548	4/6	Shift Scene Look w/ Higgins "Marry Freddy!"	124
550	4/6	Restore Q546 w/ Higgins "I can see her now..."	124
552	6/10	Narrow / Darker / More Saturate w/ Higgins "In a year or so..."	125
554	0	Bump Up w/ Drums Following Higgins "Poor Eliza"	125
556	0	Bump Down w/ Drums Following Higgins "...frightful!"	125
558	0	Bump Up w/ Drums Following Higgins "...humiliating!"	125
560	4/6	Restore Q 548 w/ Higgins "...delightful..."	125
562	4/6	Restore Q552 w/ Higgins "The sort who never..."	125
564	4/6	Restore Q546 w/ Higgins "But I shall never..."	125
566	6/10	Warmer / Romantic / Somewhat Sad w/ Higgins "But I'm so used to..."	125
568	6/10	Narrow / Lower / Sorrowful w/ Higgins "I've grown accustomed..."	126
570	6	Fade Out w/ Spot Out w/ Higgins Final "Face."	126
572	6	Soft Glow / Not Fully Lit w/ In Place	127
574	14	Brighten Slowly w/ Music Stop	127
576	10	Build (Narrow) w/ Music "Dance All Night" In	128
578	0	Bump Out w/ Music	128
580	3	Curtain Call	128
600	4	Fade Out w/ Curtain Call End	128
602	4	House Up	128

My Fair Lady Followspot Cue List

Followspot 1				
<u>Cue #</u>	<u>Time</u>	<u>Description</u>	<u>Color</u>	<u>Page</u>
22	4	Up on Higgins	1/4	14
38	0	Out of Higgins	1/4	15
46	4	Up on Eliza	1/3	18
60	10	Out on Eliza Slow	1/3	20
66	3	Up on Doolittle	1/5	23
100	4	Out on Doolittle	1/5	25
122	4	Up on Higgins	1/2	36
156	0	Out on Higgins	1/2	38
166	3	Up on Doolittle	1/5	40
176	0	Out on Doolittle	1/5	40
190	4	Up on Eliza	1/4	48
204	0	Out on Eliza	1/4	49
230	4	Up on Eliza	1/4	56
240	6	Out on Eliza	1/4	57
250	4	Up on Eliza	1/3	59
276	0	Out on Eliza	1/3	62
296	6	Up on Eliza	1/2	71
300	0	Out on Eliza	1/2	71
308	4	Up on Freddy	1/3	74
316	4	Out on Freddy	1/3	74
318	4	Up on Freddy	1/3	75
324	0	Out on Freddy	1/3	75
334	6	Up on Eliza	1/3	78
336	4	Out on Eliza	1/3	78
354	6	Up on Pickering	1/5	87
362	4	Out on Pickering	1/5	89
364	4	Up on Higgins	1/4	89
380	3	Out on Higgins	1/4	90
390	4	Up on Eliza	1/6	96
394	4	Up on Freddy	1/6	97
398	6	Out on Freddy	1/6	97
400	4	Up on Eliza	1/4	98
418	0	Out on Eliza	1/4	99
436	3	Up on Doolittle	1/2	105
462	0	Out on Doolittle	1/2	107
480	4	Up on Pickering	1	111
488	0	Out on Pickering	1	112
492	4	Up on Higgins	1	113
498	0	Out on Higgins	1	113
514	6	Up on Eliza	1/4	120
538	6	Out on Eliza	1/4	122
546	4	Up on Higgins	1/3	124
570	4	Out on Higgins	1/3	126

My Fair Lady Followspot Cue List

Followspot 2				
<u>Cue #</u>	<u>Time</u>	<u>Description</u>	<u>Color</u>	<u>Page</u>
22	4	Up on Higgins	1/4	14
38	0	Out of Higgins	1/4	15
46	4	Up on Eliza	1/3	18
60	10	Out on Eliza Slow	1/3	20
66	3	Up on Doolittle	1/5	23
100	4	Out on Doolittle	1/5	25
122	4	Up on Higgins	1/2	36
156	0	Out on Higgins	1/2	38
166	3	Up on Doolittle	1/5	40
176	0	Out on Doolittle	1/5	40
190	4	Up on Eliza	1/4	48
204	0	Out on Eliza	1/4	49
230	4	Up on Higgins	1/4	56
240	6	Out on Higgins	1/4	57
250	4	Up on Eliza	1/3	59
276	0	Out on Eliza	1/3	62
296	6	Up on Eliza	1/2	71
300	0	Out on Eliza	1/2	71
308	4	Up on Freddy	1/3	74
316	4	Out on Freddy	1/3	74
318	4	Up on Freddy	1/3	75
324	0	Out on Freddy	1/3	75
334	6	Up on Eliza	1/3	78
336	4	Out on Eliza	1/3	78
354	6	Up on Higgins	1/5	87
362	4	Out on Higgins	1/5	89
364	4	Up on Higgins	1/4	89
380	3	Out on Higgins	1/4	90
390	4	Up on Eliza	1/6	96
394	4	Up on Freddy	1/6	97
398	6	Out on Freddy	1/6	97
400	4	Up on Freddy	1/4	98
418	0	Out on Eliza	1/4	99
436	3	Up on Doolittle	1/2	105
462	0	Out on Doolittle	1/2	107
474	4	Up on Higgins	1	111
488	0	Out on Higgins	1	112
492	4	Up on Higgins	1	113
498	0	Out on Higgins	1	113
514	6	Up on Higgins	1/4	120
538	6	Out on Higgins	1/4	122
546	4	Up on Higgins	1/3	124
570	4	Out on Higgins	1/3	126



181 171 161
182 172 162

80 69 80 69 80 68 79 67 79 67
58 38 T 28 48 58 38 S 28 48 57 37 R 28 48 57 37 Q 27 47 57 37 P 27 47

80 69 80 68 79 67 79 67
56 36 O 26 46 56 36 N 26 46 55 35 M 26 46 55 35 L 25 45 55 35 K 25 45

141 142

78 66 96 78 65 95 76 65 94 75 65 93 75 64
54 34 J 24 44 54 34 I 24 44 53 33 H 24 44 53 33 G 23 43 53 33 F 23 43

Followspot Colors
R132 / R06 / R33 / R51 / L201 / R65

132 131
Street

122 121
Tottenham

74 63 73 62 92 73 62 91 72 62 71 61
52 32 E 22 42 52 32 D 22 42 51 31 C 22 42 51 31 B 21 41 51 31 A 21 41

74 63 7 22 7
V

71 71 61 51 31 U 1

192 195 198
HL Aisle

113 112 111

18 19

106 105 104 103 102 101

197 194 191
HR Aisle

201

221

ceiling beam