

Channel	Dim	Position	U#	Type & Accessories & Watts	Pur	Color & Tmp
(1)		Cove 2 Bottom Pipe	11	Source Four 26°+- 575w	A	R06, T:-
(2)		Cove 2 Bottom Pipe	7	Source Four 26°+- 575w	B	R06, T:-
(3)		Cove 2 Bottom Pipe	13	Source Four 26°+- 575w	C	R06, T:-
(4)		Cove 2 Bottom Pipe	15	Source Four 26°+- 575w	D	R06, T:-
(5)		Cove 2 Bottom Pipe	2	Source Four 19°+- 575w	E	R06, T:-
		"	5	"	F	"
(6)		Cove 2 Bottom Pipe	9	Source Four 19°+- 575w	G	R06, T:-
(7)		Cove 2 Bottom Pipe	17	Source Four 19°+- 575w	H	R06, T:-
		"	20	"	I	"
(8)		Cove 1 Bottom Pipe	3	Source Four 26°+- 575w	N	R06, T:-
		"	6	"	O	"
(9)		Cove 1 Bottom Pipe	8	Source Four 26°+- 575w	P	R06, T:-
(10)		Cove 1 Bottom Pipe	10	Source Four 26°+- 575w	K	R06, T:-
		"	13	"	L	"
(11)		Cove 1 Bottom Pipe	15	Source Four 26°+- 575w	M	R06, T:-
(12)		1st Electric	8	Source Four 26°+- 575w	Q	R06, T:-
(13)		1st Electric	10	Source Four 26°+- 575w	R	R06, T:-
(14)		1st Electric	12	Source Four 26°+- 575w	S	R06, T:-
(21)		Cove 2 Bottom Pipe	10	Alt 360Q 6x12+- 750w	A	R51, T:-
(22)		Cove 2 Bottom Pipe	6	Alt 360Q 6x12+- 750w	B	R51, T:-
(23)		Cove 2 Bottom Pipe	12	Alt 360Q 6x12+- 750w	C	R51, T:-
(24)		Cove 2 Bottom Pipe	14	Alt 360Q 6x12+- 750w	D	R51, T:-
(25)		Cove 2 Bottom Pipe	1	Alt 360Q 6x16+- 750w	E	R51, T:-
		"	4	"	F	"
(26)		Cove 2 Bottom Pipe	8	Alt 360Q 6x16+- 750w	G	R51, T:-
(27)		Cove 2 Bottom Pipe	16	Alt 360Q 6x16+- 750w	H	R51, T:-
		"	19	"	I	"
(28)		Cove 1 Bottom Pipe	2	Alt 360Q 6x12+- 750w	N	R51, T:-
		"	5	"	O	"
(29)		Cove 1 Bottom Pipe	7	Alt 360Q 6x12+- 750w	P	R51, T:-
(30)		Cove 1 Bottom Pipe	9	Alt 360Q 6x12+- 750w	K	R51, T:-
		"	12	"	L	"
(31)		Cove 1 Bottom Pipe	14	Alt 360Q 6x12+- 750w	M	R51, T:-

Channel	Dim	Position	U#	Type & Accessories & Watts	Pur	Color & Tmp
(32)		1st Electric	7	Alt 360Q 6x12+- 750w	Q	R51, T:-
(33)		1st Electric	9	Alt 360Q 6x12+- 750w	R	R51, T:-
(34)		1st Electric	11	Alt 360Q 6x12+- 750w	S	R51, T:-
(41)		SL Box Boom #1	1	Source Four 26°+- 575w	A	R34, T:-
(42)		SL Box Boom #1	5	Source Four 36°+- 575w	BC	R34, T:-
(43)		1st Electric	1	Source Four 50°+- 575w	EF	R34, T:-
(44)		1st Electric	3	Source Four 36°+- 575w	FG	R34, T:-
(45)		SL Box Boom #1	3	Source Four 26°+- 575w	HI	R34, T:-
(46)		1st Electric	5	Source Four 26°+- 575w	JKL	R34, T:-
(47)		3rd Electric	9	Source Four 36°+- 575w	M	R34, T:-
(48)		3rd Electric	1	Source Four 50°+- 575w	NO	R34, T:-
(49)		3rd Electric	3	Source Four 36°+- 575w	P	R34, T:-
(50)		5th Electric	1	Source Four 36°+- 575w	Q	R34, T:-
		"	3	"	R	"
		"	5	Source Four 26°+- 575w	S	"
(61)		SR Box Boom #1	1	Source Four 26°+- 575w	A	R316, T:-
(62)		SR Box Boom #1	5	Source Four 36°+- 575w	CD	R316, T:-
(63)		1st Electric	14	Source Four 26°+- 575w	EF	R316, T:-
(64)		1st Electric	16	Source Four 36°+- 575w	G	R316, T:-
(65)		SR Box Boom #1	3	Source Four 26°+- 575w	HI	R316, T:-
(66)		1st Electric	18	Source Four 50°+- 575w	JKL	R316, T:-
(67)		3rd Electric	18	Source Four 36°+- 575w	M	R316, T:-
(68)		3rd Electric	14	Source Four 26°+- 575w	NO	R316, T:-
(69)		3rd Electric	16	Source Four 36°+- 575w	P	R316, T:-
(70)		5th Electric	12	Source Four 26°+- 575w	Q	R316, T:-
		"	14	Source Four 36°+- 575w	R	"
		"	16	"	S	"
(71)		SL Box Boom #1	2	Source Four 26°+- 575w	A	R54, T:-
(72)		SL Box Boom #1	6	Source Four 36°+- 575w	BC	R54, T:-
(73)		1st Electric	2	Source Four 50°+- 575w	EF	R54, T:-
(74)		1st Electric	4	Source Four 36°+- 575w	FG	R54, T:-
(75)		SL Box Boom #1	4	Source Four 26°+- 575w	HI	R54, T:-
(76)		1st Electric	6	Source Four 26°+- 575w	JKL	R54, T:-
(77)		3rd Electric	10	Source Four 36°+- 575w	M	R54, T:-

Channel	Dim	Position	U#	Type & Accessories & Watts	Pur	Color & Tmp
(78)		3rd Electric	2	Source Four 50°+- 575w	NO	R54, T:-
(79)		3rd Electric	4	Source Four 36°+- 575w	P	R54, T:-
(80)		5th Electric	2	Source Four 36°+- 575w	Q	R54, T:-
		"	4	"	R	"
		"	6	Source Four 26°+- 575w	S	"
(91)		SR Box Boom #1	2	Source Four 26°+- 575w	A	L161, T:-
(92)		SR Box Boom #1	6	Source Four 36°+- 575w	CD	L161, T:-
(93)		1st Electric	13	Source Four 26°+- 575w	EF	L161, T:-
(94)		1st Electric	15	Source Four 36°+- 575w	G	L161, T:-
(95)		SR Box Boom #1	4	Source Four 26°+- 575w	HI	L161, T:-
(96)		1st Electric	17	Source Four 50°+- 575w	JKL	L161, T:-
(97)		3rd Electric	17	Source Four 36°+- 575w	M	L161, T:-
(98)		3rd Electric	13	Source Four 26°+- 575w	NO	L161, T:-
(99)		3rd Electric	15	Source Four 36°+- 575w	P	L161, T:-
(100)		5th Electric	11	Source Four 26°+- 575w	Q	L161, T:-
		"	13	Source Four 36°+- 575w	R	"
		"	15	"	S	"
(101)		2nd Electric	8	PAR 64 MFL+10" Color Scroller 1kw	A	NC, T:-
(102)		2nd Electric	5	PAR 64 WFL+10" Color Scroller 1kw	BCD	NC, T:-
(103)		2nd Electric	2	PAR 64 WFL+10" Color Scroller 1kw	EF	NC, T:-
(104)		4th Electric	6	PAR 64 MFL+10" Color Scroller 1kw	G	NC, T:-
(105)		2nd Electric	12	PAR 64 WFL+10" Color Scroller 1kw	HI	NC, T:-
(106)		4th Electric	10	PAR 64 WFL+10" Color Scroller 1kw	KLM	NC, T:-
(107)		4th Electric	2	PAR 64 WFL+10" Color Scroller 1kw	NO	NC, T:-
(108)		5th Electric	8	PAR 64 MFL+10" Color Scroller 1kw	P	NC, T:-
(109)		6th Electric	2	PAR 64 WFL+10" Color Scroller 1kw	QR	NC, T:-
		"	9	"	RS	"
(111)		2nd Electric	7	Source Four 50°+- 575w	A	NC, T:G294
(112)		2nd Electric	4	Source Four 50°+- 575w	BCD	NC, T:G294
(113)		2nd Electric	3	Source Four 50°+- 575w	EF	NC, T:G294
(114)		4th Electric	5	Source Four 50°+- 575w	G	NC, T:G294
(115)		2nd Electric	11	Source Four 50°+- 575w	HI	NC, T:G294
(116)		4th Electric	9	Source Four 50°+- 575w	KLM	NC, T:G294
(117)		4th Electric	3	Source Four 50°+- 575w	NO	NC, T:G294

Channel	Dim	Position	U#	Type & Accessories & Watts	Pur	Color & Tmp
(118)		5th Electric	7	Source Four 50°+- 575w	P	NC, T:G294
(119)		6th Eelctric	3	Source Four 50°+- 575w	QR	NC, T:G294
		"	8	"	RS	"
(121)		2nd Electric	9	Source Four PARNel+- 575w	A	R08, T:-
(122)		2nd Electric	6	Source Four PARNel+- 575w	BCD	R08, T:-
(123)		2nd Electric	1	Source Four PARNel+- 575w	EF	R08, T:-
(124)		4th Electric	7	Source Four PARNel+- 575w	G	R08, T:-
(125)		2nd Electric	13	Source Four PARNel+- 575w	HI	R08, T:-
(126)		4th Electric	11	Source Four PARNel+- 575w	KLM	R08, T:-
(127)		4th Electric	1	Source Four PARNel+- 575w	NO	R08, T:-
(128)		5th Electric	9	Source Four PARNel+- 575w	P	NC, T:-
(129)		6th Eelctric	1	Source Four PARNel+- 575w	QR	R08, T:-
		"	10	"	RS	"
(131)		SL Boom 1	1	Source Four PARNel+- 575w	QR	R21, T:-
		"	3	"	R	"
		"	5	"	RS	"
(135)		SR Boom 1	1	Source Four PARNel+- 575w	RS	R41, T:-
		"	3	"	R	"
		"	5	"	QR	"
(141)		SL Boom 1	2	Source Four PARNel+- 575w	QR	R348, T:-
		"	4	"	R	"
		"	6	"	RS	"
(145)		SR Boom 1	2	Source Four PARNel+- 575w	RS	R69, T:-
		"	4	"	R	"
		"	6	"	QR	"
(151)		Floor Mount	A1	Altman EconoCyc+- 1kw	CYC	L105, T:-
		"	B1	"	"	"
(152)		Floor Mount	C1	Altman EconoCyc+- 1kw	CYC	L105, T:-
		"	D1	"	"	"
(155)		7th Electric	A1	Altman EconoCyc+- 1kw	CYC	L100, T:-
		"	B1	"	"	"
(156)		7th Electric	C1	Altman EconoCyc+- 1kw	CYC	L100, T:-
		"	D1	"	"	"
(161)		Floor Mount	A2	Altman EconoCyc+- 1kw	CYC	R26, T:-
		"	B2	"	"	"
(162)		Floor Mount	C2	Altman EconoCyc+- 1kw	CYC	R26, T:-
		"	D2	"	"	"

Channel	Dim	Position	U#	Type & Accessories & Watts	Pur	Color & Tmp
(165)		7th Electric	A2	Altman EconoCyc+- 1kw	CYC	L201, T:-
		"	B2	"	"	"
(166)		7th Electric	C2	Altman EconoCyc+- 1kw	CYC	L201, T:-
		"	D2	"	"	"
(171)		Floor Mount	A3	Altman EconoCyc+- 1kw	CYC	R74, T:-
		"	B3	"	"	"
(172)		Floor Mount	C3	Altman EconoCyc+- 1kw	CYC	R74, T:-
		"	D3	"	"	"
(175)		7th Electric	A3	Altman EconoCyc+- 1kw	CYC	R358, T:-
		"	B3	"	"	"
(176)		7th Electric	C3	Altman EconoCyc+- 1kw	CYC	R358, T:-
		"	D3	"	"	"
(181)		Floor Mount	A4	Altman EconoCyc+- 1kw	CYC	L119, T:-
		"	B4	"	"	"
(182)		Floor Mount	C4	Altman EconoCyc+- 1kw	CYC	L119, T:-
		"	D4	"	"	"
(185)		7th Electric	A4	Altman EconoCyc+- 1kw	CYC	R83, T:-
		"	B4	"	"	"
(186)		7th Electric	C4	Altman EconoCyc+- 1kw	CYC	R83, T:-
		"	D4	"	"	"
(191)		SR Boom 2	1	Alt 360Q 6x9+- 750w	CLOU D	R3208, T:G225
(192)		SL Boom 2	1	Alt 360Q 6x9+- 750w	CLOU D	R3208, T: R8229
(193)		SR Boom 2	2	Alt 360Q 6x9+- 750w	CLOU D	R55, T:G227
		"	3	"	"	R34, T:R8216
(194)		SL Boom 2	3	Alt 360Q 6x9+- 750w	CLOU D	R55, T:G227
		"	4	"	"	R34, T:R8216
(195)		SL Boom 2	5	Alt 360Q 6x9+- 750w	CLOU D	R363, T:R7166
(196)		SR Boom 2	5	Alt 360Q 6x9+- 750w	CLOU D	R21, T:R7165
(201)		SL Boom 2	2	Alt 360Q 6x9+- 750w	SHAF T	R56, T:R78221
(211)		SL Boom 2	6	Alt 360Q 6x12+- 750w	STRE AK	NC, T:R78047
		SR Boom 2	"	"	"	"
(221)		Floor Mount	6	Source Four PARNel+- 575w	CYC	NC, T:-

Channel	Dim	Position	U#	Type & Accessories & Watts	Pur	Color & Tmp
(222)		Floor Mount	3	Source Four PARNel+- 575w	CYC	NC, T:-
		"	9	"	"	"
(231)		Floor Mount	5	Source Four PARNel+- 575w	CYC	R312, T:-
(232)		Floor Mount	2	Source Four PARNel+- 575w	CYC	R312, T:-
		"	8	"	"	"
(241)		Floor Mount	7	Source Four PARNel+- 575w	CYC	R68, T:-
(242)		Floor Mount	4	Source Four PARNel+- 575w	CYC	R68, T:-
		"	10	"	"	"
(251)		Floor Mount	1	PAR 64 VNSP+- 1kw	CYC	NC, T:-
		"	11	"	"	"
(261)		SL Box Boom 2	1	Source Four Zoom 25°-50°+- 575w	SET	R318, T:G223
		"	2	"	"	"
(262)		SR Box Boom 2	1	Source Four Zoom 25°-50°+- 575w	SET	R318, T:G223
		"	2	"	"	"
(271)		Balcony Rail	1	Source Four 26°+- 575w	SET	R57, T:G223
		"	3	"	"	"
(272)		Balcony Rail	6	Source Four 26°+- 575w	SET	R57, T:G223
		"	8	"	"	"
(275)		Balcony Rail	2	Source Four Jr 36°+- 575w	SET	R65, T:G223
		"	4	"	"	"
		"	5	"	"	"
		"	7	"	"	"
(281)		Cove 2 Bottom Pipe	3	Source Four 19°+Iris+External Moving Mirror 575w	SPEC IAL	R132, T:-
(283)		Cove 2 Bottom Pipe	18	Source Four 19°+Iris+External Moving Mirror 575w	SPEC IAL	R132, T:-
(285)		Cove 1 Bottom Pipe	1	Source Four 19°+Iris+External Moving Mirror 575w	SPEC IAL	R132, T:-
(287)		Cove 1 Bottom Pipe	16	Source Four 19°+Iris+External Moving Mirror 575w	SPEC IAL	R132, T:-
(291)		4th Electric	4	Source Four 19°+Iris+External Moving Mirror 575w	SPEC IAL	R132, T:-
(293)		4th Electric	8	Source Four 19°+Iris+External Moving Mirror 575w	SPEC IAL	R132, T:-
(301)		SL Box Boom #1	7	Alt 360Q 6x16+- 750w	A	R318, T:-
(302)		SR Box Boom #1	7	Alt 360Q 6x16+- 750w	A	R18, T:-
(311)		SL Box Boom #1	8	Alt 360Q 6x16+- 750w	A	R57, T:-
(312)		SR Box Boom #1	8	Alt 360Q 6x16+- 750w	A	R68, T:-
(321)		2nd Electric	10	Source Four 50°+7.5" Color Scroller 575w	A	NC, T:-

Channel	Dim	Position	U#	Type & Accessories & Watts	Pur	Color & Tmp
(331)		3rd Electric	7	Alt 360Q 6x9+- 750w	P	R318, T:-
(332)		3rd Electric	12	Alt 360Q 6x9+- 750w	P	R18, T:-
(341)		3rd Electric	8	Alt 360Q 6x9+- 750w	P	R57, T:-
(342)		3rd Electric	11	Alt 360Q 6x9+- 750w	P	R68, T:-
(351)		5th Electric	10	Source Four 50°+7.5" Color Scroller 575w	P	NC, T:-
(361)		Cove 2 Top Pipe	1	16" Mirror Ball+- 100w	MIRR OR BALL	NC, T:-
(362)		SL Box Boom 2	3	Source Four 19°+Iris 575w	MB	NC, T:-
(363)		SR Box Boom 2	3	Source Four 19°+Iris 575w	MB	NC, T:-
(371)		Cove 1 Bottom Pipe	4	Alt 360Q 6x16+- 750w	LOUI SE	R132, T:-
(381)		4th Electric	12	Alt 360Q 6x9+- 750w	JUKE	NC, T:-
(391)		Cove 1 Bottom Pipe	11	Source Four 19°+Iris 575w	CHAI R	R132, T:-
(401)		Set Mount	1	Rope Light+- 100w	ROPE	NC, T:-
(402)		Set Mount	2	Rope Light+- 100w	ROPE	NC, T:-
(403)		Set Mount	3	Rope Light+- 100w	ROPE	NC, T:-
(404)		Set Mount	4	Rope Light+- 100w	ROPE	NC, T:-
(411)		6th Eelctric	4	Source Four PARNel+- 575w	ACL	NC, T:-
		"	5	"	"	"
		"	6	"	"	"
		"	7	"	"	"

Items WITHOUT Channel

Channel	Dim	Position	U#	Type & Accessories & Watts	Pur	Color & Tmp
		3rd Electric	5	Source Four 26°+- 575w	-	-, T:-
		"	6	"	"	"

Always...Patsy Cline INSTRUMENT SCHEDULE

Design: Michael Barnett
Revision 2

Page 1
25 Jul 2012
Barter Theatre
ME: Andrew Morehouse

Balcony Rail

U#	Purpose	Type & Accessories	W	Color	Tmpl	Dim	Chn
1	SET	Source Four 26°+-	575w	R57	G223	(271)	
2	SET	Source Four Jr 36°+-	575w	R65	G223	(275)	
3	SET	Source Four 26°+-	575w	R57	G223	(271)	
4	SET	Source Four Jr 36°+-	575w	R65	G223	(275)	
5	SET	Source Four Jr 36°+-	575w	R65	G223	(275)	
6	SET	Source Four 26°+-	575w	R57	G223	(272)	
7	SET	Source Four Jr 36°+-	575w	R65	G223	(275)	
8	SET	Source Four 26°+-	575w	R57	G223	(272)	

Cove 2 Bottom Pipe

U#	Purpose	Type & Accessories	W	Color	Tmpl	Dim	Chn
1	E	Alt 360Q 6x16+-	750w	R51	-	(25)	
2	E	Source Four 19°+-	575w	R06	-	(5)	
3	SPECIAL	Source Four 19°+Iris+External Moving Mirror	575w	R132	-	(281)	
4	F	Alt 360Q 6x16+-	750w	R51	-	(25)	
5	F	Source Four 19°+-	575w	R06	-	(5)	
6	B	Alt 360Q 6x12+-	750w	R51	-	(22)	
7	B	Source Four 26°+-	575w	R06	-	(2)	
8	G	Alt 360Q 6x16+-	750w	R51	-	(26)	
9	G	Source Four 19°+-	575w	R06	-	(6)	
10	A	Alt 360Q 6x12+-	750w	R51	-	(21)	
11	A	Source Four 26°+-	575w	R06	-	(1)	
12	C	Alt 360Q 6x12+-	750w	R51	-	(23)	
13	C	Source Four 26°+-	575w	R06	-	(3)	
14	D	Alt 360Q 6x12+-	750w	R51	-	(24)	
15	D	Source Four 26°+-	575w	R06	-	(4)	
16	H	Alt 360Q 6x16+-	750w	R51	-	(27)	
17	H	Source Four 19°+-	575w	R06	-	(7)	
18	SPECIAL	Source Four 19°+Iris+External Moving Mirror	575w	R132	-	(283)	
19	I	Alt 360Q 6x16+-	750w	R51	-	(27)	
20	I	Source Four 19°+-	575w	R06	-	(7)	

Cove 2 Top Pipe

U#	Purpose	Type & Accessories	W	Color	Tmpl	Dim	Chn
1	MIRROR BALL	16" Mirror Ball+-	100w	NC	-	(361)	

SL Box Boom 2

U#	Purpose	Type & Accessories	W	Color	Tmpl	Dim	Chn
1	SET	Source Four Zoom 25°-50°+-	575w	R318	G223	(261)	
2	SET	Source Four Zoom 25°-50°+-	575w	R318	G223	(261)	
3	MB	Source Four 19°+Iris	575w	NC	-	(362)	

SR Box Boom 2

U#	Purpose	Type & Accessories	W	Color	Tmpl	Dim	Chn
1	SET	Source Four Zoom 25°-50°+-	575w	R318	G223		(262)
2	SET	Source Four Zoom 25°-50°+-	575w	R318	G223		(262)
3	MB	Source Four 19°+Iris	575w	NC	-		(363)

Cove 1 Bottom Pipe

U#	Purpose	Type & Accessories	W	Color	Tmpl	Dim	Chn
1	SPECIAL	Source Four 19°+Iris+External Moving Mirror	575w	R132	-		(285)
2	N	Alt 360Q 6x12+-	750w	R51	-		(28)
3	N	Source Four 26°+-	575w	R06	-		(8)
4	LOUISE	Alt 360Q 6x16+-	750w	R132	-		(371)
5	O	Alt 360Q 6x12+-	750w	R51	-		(28)
6	O	Source Four 26°+-	575w	R06	-		(8)
7	P	Alt 360Q 6x12+-	750w	R51	-		(29)
8	P	Source Four 26°+-	575w	R06	-		(9)
9	K	Alt 360Q 6x12+-	750w	R51	-		(30)
10	K	Source Four 26°+-	575w	R06	-		(10)
11	CHAIR	Source Four 19°+Iris	575w	R132	-		(391)
12	L	Alt 360Q 6x12+-	750w	R51	-		(30)
13	L	Source Four 26°+-	575w	R06	-		(10)
14	M	Alt 360Q 6x12+-	750w	R51	-		(31)
15	M	Source Four 26°+-	575w	R06	-		(11)
16	SPECIAL	Source Four 19°+Iris+External Moving Mirror	575w	R132	-		(287)

SL Box Boom #1

U#	Purpose	Type & Accessories	W	Color	Tmpl	Dim	Chn
1	A	Source Four 26°+-	575w	R34	-		(41)
2	A	Source Four 26°+-	575w	R54	-		(71)
3	HI	Source Four 26°+-	575w	R34	-		(45)
4	HI	Source Four 26°+-	575w	R54	-		(75)
5	BC	Source Four 36°+-	575w	R34	-		(42)
6	BC	Source Four 36°+-	575w	R54	-		(72)
7	A	Alt 360Q 6x16+-	750w	R318	-		(301)
8	A	Alt 360Q 6x16+-	750w	R57	-		(311)

SR Box Boom #1

U#	Purpose	Type & Accessories	W	Color	Tmpl	Dim	Chn
1	A	Source Four 26°+-	575w	R316	-		(61)
2	A	Source Four 26°+-	575w	L161	-		(91)
3	HI	Source Four 26°+-	575w	R316	-		(65)
4	HI	Source Four 26°+-	575w	L161	-		(95)
5	CD	Source Four 36°+-	575w	R316	-		(62)
6	CD	Source Four 36°+-	575w	L161	-		(92)
7	A	Alt 360Q 6x16+-	750w	R18	-		(302)
8	A	Alt 360Q 6x16+-	750w	R68	-		(312)

1st Electric

U#	Purpose	Type & Accessories	W	Color	Tmpl	Dim	Chn
1	EF	Source Four 50°+-	575w	R34	-		(43)
2	EF	Source Four 50°+-	575w	R54	-		(73)
3	FG	Source Four 36°+-	575w	R34	-		(44)
4	FG	Source Four 36°+-	575w	R54	-		(74)
5	JKL	Source Four 26°+-	575w	R34	-		(46)
6	JKL	Source Four 26°+-	575w	R54	-		(76)
7	Q	Alt 360Q 6x12+-	750w	R51	-		(32)
8	Q	Source Four 26°+-	575w	R06	-		(12)
9	R	Alt 360Q 6x12+-	750w	R51	-		(33)
10	R	Source Four 26°+-	575w	R06	-		(13)
11	S	Alt 360Q 6x12+-	750w	R51	-		(34)
12	S	Source Four 26°+-	575w	R06	-		(14)
13	EF	Source Four 26°+-	575w	L161	-		(93)
14	EF	Source Four 26°+-	575w	R316	-		(63)
15	G	Source Four 36°+-	575w	L161	-		(94)
16	G	Source Four 36°+-	575w	R316	-		(64)
17	JKL	Source Four 50°+-	575w	L161	-		(96)
18	JKL	Source Four 50°+-	575w	R316	-		(66)

2nd Electric

U#	Purpose	Type & Accessories	W	Color	Tmpl	Dim	Chn
1	EF	Source Four PARNel+-	575w	R08	-		(123)
2	EF	PAR 64 WFL+10" Color Scroller	1kw	NC	-		(103)
3	EF	Source Four 50°+-	575w	NC	G294		(113)
4	BCD	Source Four 50°+-	575w	NC	G294		(112)
5	BCD	PAR 64 WFL+10" Color Scroller	1kw	NC	-		(102)
6	BCD	Source Four PARNel+-	575w	R08	-		(122)
7	A	Source Four 50°+-	575w	NC	G294		(111)
8	A	PAR 64 MFL+10" Color Scroller	1kw	NC	-		(101)
9	A	Source Four PARNel+-	575w	R08	-		(121)
10	A	Source Four 50°+7.5" Color Scroller	575w	NC	-		(321)
11	HI	Source Four 50°+-	575w	NC	G294		(115)
12	HI	PAR 64 WFL+10" Color Scroller	1kw	NC	-		(105)
13	HI	Source Four PARNel+-	575w	R08	-		(125)

3rd Electric

U#	Purpose	Type & Accessories	W	Color	Tmpl	Dim	Chn
1	NO	Source Four 50°+-	575w	R34	-		(48)
2	NO	Source Four 50°+-	575w	R54	-		(78)
3	P	Source Four 36°+-	575w	R34	-		(49)
4	P	Source Four 36°+-	575w	R54	-		(79)
5	-	Source Four 26°+-	575w	-	-		
6	-	Source Four 26°+-	575w	-	-		
7	P	Alt 360Q 6x9+-	750w	R318	-		(331)
8	P	Alt 360Q 6x9+-	750w	R57	-		(341)
9	M	Source Four 36°+-	575w	R34	-		(47)
10	M	Source Four 36°+-	575w	R54	-		(77)
11	P	Alt 360Q 6x9+-	750w	R68	-		(342)
12	P	Alt 360Q 6x9+-	750w	R18	-		(332)
13	NO	Source Four 26°+-	575w	L161	-		(98)
14	NO	Source Four 26°+-	575w	R316	-		(68)
15	P	Source Four 36°+-	575w	L161	-		(99)
16	P	Source Four 36°+-	575w	R316	-		(69)
17	M	Source Four 36°+-	575w	L161	-		(97)
18	M	Source Four 36°+-	575w	R316	-		(67)

4th Electric

U#	Purpose	Type & Accessories	W	Color	Tmpl	Dim	Chn
1	NO	Source Four PARNet+-	575w	R08	-		(127)
2	NO	PAR 64 WFL+10" Color Scroller	1kw	NC	-		(107)
3	NO	Source Four 50°+-	575w	NC	G294		(117)
4	SPECIAL	Source Four 19°+Iris+External Moving Mirror	575w	R132	-		(291)
5	G	Source Four 50°+-	575w	NC	G294		(114)
6	G	PAR 64 MFL+10" Color Scroller	1kw	NC	-		(104)
7	G	Source Four PARNet+-	575w	R08	-		(124)
8	SPECIAL	Source Four 19°+Iris+External Moving Mirror	575w	R132	-		(293)
9	KLM	Source Four 50°+-	575w	NC	G294		(116)
10	KLM	PAR 64 WFL+10" Color Scroller	1kw	NC	-		(106)
11	KLM	Source Four PARNet+-	575w	R08	-		(126)
12	JUKE	Alt 360Q 6x9+-	750w	NC	-		(381)

5th Electric

U#	Purpose	Type & Accessories	W	Color	Tmpl	Dim	Chn
1	Q	Source Four 36°+-	575w	R34	-		(50)
2	Q	Source Four 36°+-	575w	R54	-		(80)
3	R	Source Four 36°+-	575w	R34	-		(50)
4	R	Source Four 36°+-	575w	R54	-		(80)
5	S	Source Four 26°+-	575w	R34	-		(50)
6	S	Source Four 26°+-	575w	R54	-		(80)
7	P	Source Four 50°+-	575w	NC	G294		(118)
8	P	PAR 64 MFL+10" Color Scroller	1kw	NC	-		(108)
9	P	Source Four PARNet+-	575w	NC	-		(128)
10	P	Source Four 50°+7.5" Color Scroller	575w	NC	-		(351)
11	Q	Source Four 26°+-	575w	L161	-		(100)
12	Q	Source Four 26°+-	575w	R316	-		(70)
13	R	Source Four 36°+-	575w	L161	-		(100)
14	R	Source Four 36°+-	575w	R316	-		(70)
15	S	Source Four 36°+-	575w	L161	-		(100)
16	S	Source Four 36°+-	575w	R316	-		(70)

6th Eelctric

U#	Purpose	Type & Accessories	W	Color	Tmpl	Dim	Chn
1	QR	Source Four PARNel+-	575w	R08	-		(129)
2	QR	PAR 64 WFL+10" Color Scroller	1kw	NC	-		(109)
3	QR	Source Four 50°+-	575w	NC	G294		(119)
4	ACL	Source Four PARNel+-	575w	NC	-		(411)
5	ACL	Source Four PARNel+-	575w	NC	-		(411)
6	ACL	Source Four PARNel+-	575w	NC	-		(411)
7	ACL	Source Four PARNel+-	575w	NC	-		(411)
8	RS	Source Four 50°+-	575w	NC	G294		(119)
9	RS	PAR 64 WFL+10" Color Scroller	1kw	NC	-		(109)
10	RS	Source Four PARNel+-	575w	R08	-		(129)

7th Electric

U#	Purpose	Type & Accessories	W	Color	Tmpl	Dim	Chn
A1	CYC	Altman EconoCyc+-	1kw	L100	-		(155)
A2	CYC	Altman EconoCyc+-	1kw	L201	-		(165)
A3	CYC	Altman EconoCyc+-	1kw	R358	-		(175)
A4	CYC	Altman EconoCyc+-	1kw	R83	-		(185)
B1	CYC	Altman EconoCyc+-	1kw	L100	-		(155)
B2	CYC	Altman EconoCyc+-	1kw	L201	-		(165)
B3	CYC	Altman EconoCyc+-	1kw	R358	-		(175)
B4	CYC	Altman EconoCyc+-	1kw	R83	-		(185)
C1	CYC	Altman EconoCyc+-	1kw	L100	-		(156)
C2	CYC	Altman EconoCyc+-	1kw	L201	-		(166)
C3	CYC	Altman EconoCyc+-	1kw	R358	-		(176)
C4	CYC	Altman EconoCyc+-	1kw	R83	-		(186)
D1	CYC	Altman EconoCyc+-	1kw	L100	-		(156)
D2	CYC	Altman EconoCyc+-	1kw	L201	-		(166)
D3	CYC	Altman EconoCyc+-	1kw	R358	-		(176)
D4	CYC	Altman EconoCyc+-	1kw	R83	-		(186)

SL Boom 1

U#	Purpose	Type & Accessories	W	Color	Tmpl	Dim	Chn
1	QR	Source Four PARNel+-	575w	R21	-		(131)
2	QR	Source Four PARNel+-	575w	R348	-		(141)
3	R	Source Four PARNel+-	575w	R21	-		(131)
4	R	Source Four PARNel+-	575w	R348	-		(141)
5	RS	Source Four PARNel+-	575w	R21	-		(131)
6	RS	Source Four PARNel+-	575w	R348	-		(141)

SL Boom 2

U#	Purpose	Type & Accessories	W	Color	Tmpl	Dim	Chn
1	CLOUD	Alt 360Q 6x9+-	750w	R3208	R8229		(192)
2	SHAFT	Alt 360Q 6x9+-	750w	R56	R78221		(201)
3	CLOUD	Alt 360Q 6x9+-	750w	R55	G227		(194)
4	CLOUD	Alt 360Q 6x9+-	750w	R34	R8216		(194)
5	CLOUD	Alt 360Q 6x9+-	750w	R363	R7166		(195)
6	STREAK	Alt 360Q 6x12+-	750w	NC	R78047		(211)

SR Boom 1

U#	Purpose	Type & Accessories	W	Color	Tmpl	Dim	Chn
1	RS	Source Four PARNel+-	575w	R41	-		(135)
2	RS	Source Four PARNel+-	575w	R69	-		(145)
3	R	Source Four PARNel+-	575w	R41	-		(135)
4	R	Source Four PARNel+-	575w	R69	-		(145)
5	QR	Source Four PARNel+-	575w	R41	-		(135)
6	QR	Source Four PARNel+-	575w	R69	-		(145)

SR Boom 2

U#	Purpose	Type & Accessories	W	Color	Tmpl	Dim	Chn
1	CLOUD	Alt 360Q 6x9+-	750w	R3208	G225		(191)
2	CLOUD	Alt 360Q 6x9+-	750w	R55	G227		(193)
3	CLOUD	Alt 360Q 6x9+-	750w	R34	R8216		(193)
5	CLOUD	Alt 360Q 6x9+-	750w	R21	R7165		(196)
6	STREAK	Alt 360Q 6x12+-	750w	NC	R78047		(211)

Floor Mount

U#	Purpose	Type & Accessories	W	Color	Tmpl	Dim	Chn
1	CYC	PAR 64 VNSP+-	1kw	NC	-	(251)	
2	CYC	Source Four PARNel+-	575w	R312	-	(232)	
3	CYC	Source Four PARNel+-	575w	NC	-	(222)	
4	CYC	Source Four PARNel+-	575w	R68	-	(242)	
5	CYC	Source Four PARNel+-	575w	R312	-	(231)	
6	CYC	Source Four PARNel+-	575w	NC	-	(221)	
7	CYC	Source Four PARNel+-	575w	R68	-	(241)	
8	CYC	Source Four PARNel+-	575w	R312	-	(232)	
9	CYC	Source Four PARNel+-	575w	NC	-	(222)	
10	CYC	Source Four PARNel+-	575w	R68	-	(242)	
11	CYC	PAR 64 VNSP+-	1kw	NC	-	(251)	
A1	CYC	Altman EconoCyc+-	1kw	L105	-	(151)	
A2	CYC	Altman EconoCyc+-	1kw	R26	-	(161)	
A3	CYC	Altman EconoCyc+-	1kw	R74	-	(171)	
A4	CYC	Altman EconoCyc+-	1kw	L119	-	(181)	
B1	CYC	Altman EconoCyc+-	1kw	L105	-	(151)	
B2	CYC	Altman EconoCyc+-	1kw	R26	-	(161)	
B3	CYC	Altman EconoCyc+-	1kw	R74	-	(171)	
B4	CYC	Altman EconoCyc+-	1kw	L119	-	(181)	
C1	CYC	Altman EconoCyc+-	1kw	L105	-	(152)	
C2	CYC	Altman EconoCyc+-	1kw	R26	-	(162)	
C3	CYC	Altman EconoCyc+-	1kw	R74	-	(172)	
C4	CYC	Altman EconoCyc+-	1kw	L119	-	(182)	
D1	CYC	Altman EconoCyc+-	1kw	L105	-	(152)	
D2	CYC	Altman EconoCyc+-	1kw	R26	-	(162)	
D3	CYC	Altman EconoCyc+-	1kw	R74	-	(172)	
D4	CYC	Altman EconoCyc+-	1kw	L119	-	(182)	

Set Mount

U#	Purpose	Type & Accessories	W	Color	Tmpl	Dim	Chn
1	ROPE	Rope Light+-	100w	NC	-	(401)	
2	ROPE	Rope Light+-	100w	NC	-	(402)	
3	ROPE	Rope Light+-	100w	NC	-	(403)	
4	ROPE	Rope Light+-	100w	NC	-	(404)	

Always...Patsy Cline INSTRUMENT TYPE COUNT

Page 1

25 Jul 2012

Barter Theatre

Design: Michael Barnett

Revision 2

ME: Andrew Morehouse

14	Source Four 19°	575w	14	Total
37	Source Four 26°	575w	37	Total
24	Source Four 36°	575w	24	Total
18	Source Four 50°	575w	18	Total
4	Source Four Zoom 25°-50°	575w	4	Total
4	Source Four Jr 36°	575w	4	Total
10	Alt 360Q 6x16	750w	10	Total
15	Alt 360Q 6x12	750w	15	Total
14	Alt 360Q 6x9	750w	14	Total
2	PAR 64 VNSP	1kw	2	Total
3	PAR 64 MFL	1kw	3	Total
7	PAR 64 WFL	1kw	7	Total
35	Source Four PARNel	575w	35	Total
8	Altman EconoCyc	1kw	8	Total
1	16" Mirror Ball	100w	1	Total
4	Rope Light	100w	4	Total
TOTAL LIGHTS:			200	

L100			
	Altman EconoCyc	4	cuts
	Total:	4	cuts
L105			
	Altman EconoCyc	4	cuts
	Total:	4	cuts
L119			
	Altman EconoCyc	4	cuts
	Total:	4	cuts
L161			
	Source Four 26°	5	cuts
	Source Four 36°	6	cuts
	Source Four 50°	1	cut
	Total:	12	cuts
L201			
	Altman EconoCyc	4	cuts
	Total:	4	cuts
R06			
	Source Four 19°	5	cuts
	Source Four 26°	13	cuts
	Total:	18	cuts
R08			
	Source Four PARNel	9	cuts
	Total:	9	cuts
R312			
	Source Four PARNel	3	cuts
	Total:	3	cuts
R316			
	Source Four 26°	5	cuts
	Source Four 36°	6	cuts
	Source Four 50°	1	cut
	Total:	12	cuts
R18			
	Alt 360Q 6x16	1	cut
	Alt 360Q 6x9	1	cut
	Total:	2	cuts
R318			
	Alt 360Q 6x16	1	cut
	Alt 360Q 6x9	1	cut
	Source Four Zoom 25°-50°	4	cuts
	Total:	6	cuts

R21			
	Alt 360Q 6x9	1	cut
	Source Four PARNel	3	cuts
	Total:	4	cuts
R26			
	Altman EconoCyc	4	cuts
	Total:	4	cuts
R34			
	Alt 360Q 6x9	2	cuts
	Source Four 26°	4	cuts
	Source Four 36°	6	cuts
	Source Four 50°	2	cuts
	Total:	14	cuts
R41			
	Source Four PARNel	3	cuts
	Total:	3	cuts
R348			
	Source Four PARNel	3	cuts
	Total:	3	cuts
R51			
	Alt 360Q 6x16	5	cuts
	Alt 360Q 6x12	13	cuts
	Total:	18	cuts
R54			
	Source Four 26°	4	cuts
	Source Four 36°	6	cuts
	Source Four 50°	2	cuts
	Total:	12	cuts
R55			
	Alt 360Q 6x9	2	cuts
	Total:	2	cuts
R56			
	Alt 360Q 6x9	1	cut
	Total:	1	cut
R57			
	Alt 360Q 6x16	1	cut
	Alt 360Q 6x9	1	cut
	Source Four 26°	4	cuts
	Total:	6	cuts
R358			
	Altman EconoCyc	4	cuts
	Total:	4	cuts
R363			
	Alt 360Q 6x9	1	cut
	Total:	1	cut

R65		
	Source Four Jr 36°	4 cuts
	Total:	4 cuts
R68		
	Alt 360Q 6x16	1 cut
	Alt 360Q 6x9	1 cut
	Source Four PARNel	3 cuts
	Total:	5 cuts
R69		
	Source Four PARNel	3 cuts
	Total:	3 cuts
R74		
	Altman EconoCyc	4 cuts
	Total:	4 cuts
R83		
	Altman EconoCyc	4 cuts
	Total:	4 cuts
R132		
	Alt 360Q 6x16	1 cut
	Source Four 19°	7 cuts
	Total:	8 cuts
R3208		
	Alt 360Q 6x9	2 cuts
	Total:	2 cuts

Design: Michael Barnett
Revision 2

G223		
Source Four 26°	4	templates
Source Four Jr 36°	4	templates
Source Four Zoom 25°-50°	4	templates
Total:	12	templates

G225		
Alt 360Q 6x9	1	template
Total:	1	template

G227		
Alt 360Q 6x9	2	templates
Total:	2	templates

G294		
Source Four 50°	10	templates
Total:	10	templates

R7165		
Alt 360Q 6x9	1	template
Total:	1	template

R7166		
Alt 360Q 6x9	1	template
Total:	1	template

R78047		
Alt 360Q 6x12	2	templates
Total:	2	templates

R78221		
Alt 360Q 6x9	1	template
Total:	1	template

R8216		
Alt 360Q 6x9	2	templates
Total:	2	templates

R8229		
Alt 360Q 6x9	1	template
Total:	1	template

<u>Cue #</u>	<u>Time</u>	<u>Description</u>	<u>Page</u>
1	4	House Up	7
1.5	4	House Half	7
2	4/6	Shift w/ Band Overture	7
4	6/8	Warmer w/ Music Shift in Overture	7
6	5	Fade Black w. House Out w/ End of Overture	7
8	4	Up w/ Patsy in Place	7
10	6/8	Brighter w/ "Round and Round and Round..."	7
12	4/6	Focus Band w/ Patsy "Play it Hoss!"	8
14	4/6	Restore Q10 w/ "Round and Round and Round..."	8
18	6/8	Restore Q8 w/ "I'm on a Honky Tonk..."	8
20	8/10	Build w/ Final "...wonderin' if I'll ever..."	8
22	0	Bump w/ Music at End	8
24	4/6	Shift to GOO Look Following Applause	8
26	4/6	Shift Blues w/ Warm Accents w/ Music for <i>Back in Baby's Arms</i>	8
28	6/8	Lower w/ "I'm Back in Baby's Arms" following "I'm Gonna Stay"	9
30	6/8	Segue Warm w/ Blue Accents w/ Music Segue into <i>Anytime</i>	9
32	4/6	Focus Band w/ Instrumental Break	9
34	4/6	Kitchen Higher w/ Louise Entrance	9
36	6/8	Restore Q30 w/ "Anytime you're thinking..."	9
38	6/8	Build w/ final "...you"	9
40	0	Bump w/ Music at End	9
42	4/6	Shift Kitchen Following Applause	10
44	6/8	Shift Blue w/ Lav Accents (Band Warm) w/ Music for <i>Walkin'</i>	10
46	6/8	Warmer w/ "I stop to see a weeping..."	10
48	4/6	Restore Q44 w/ "I go out walking..."	10
50	6/8	Restore Q46 w/ "I stop to see a weeping..."	11
52	4/6	Restore Q44 Brighter w/ Key Change	11
54	4/6	Build w/ Final "Me"	11
56	0	Bump w/ Music at End	11
58	4/6	Restore Kitchen Following Applause	11
60	6/8	Shift Lav w/ Yellow Accents w/ Music for <i>I Fall to Pieces</i>	11
62	4/6	Pinks in Low w/ "You want me to forget..."	12
64	4/6	Focus Kitchen w/ Louis (Patsy Silhouette) w/ "Patsy's music made me..."	12
66	4/6	Restore Q60 w/ Patsy Resuming Song	12
68	4/6	Restore Q62 w/ "You tell me to find..."	12
70	6/8	Slow Fade on Patsy / Band Low w/ Final "...to pieces."	12
72	4/6	Restore Kitchen Following Applause	12
74	6/8	Shift Night / Ballroom Up w/ Louise "tooling"	13
76	6/8	Shift Lavish Blues / Lavs / Warm Accents at Jukebox w/ Music <i>It Wasn't</i>	14
78	4/6	Brighter w/ "It wasn't God who made..."	14
80	4/6	Focus Louise w/ "She took off her rain..."	14
82	4/6	Restore Q76 w/ Patsy Resuming	14

<u>Cue #</u>	<u>Time</u>	<u>Description</u>	<u>Page</u>
84	4/6	Restore Q78 w/ "It wasn't God who made..."	15
86	6/8	Fade Patsy Slowly w/ Final "Wrong"	15
88	0	Bump Out on Patsy w/ Music at End	15
90	4/6	Restore Ballroom w/ "So I punched my bunch and..."	15
92	4/8	Focus Jukebox w/ Louise Crossing to Patsy	15
94	4/6	Shift Warm / Fun / Ropes High w/ Music for Come on In	16
96	4/8	Band Lower / Audience Up w/ Louise Going into Audience	16
98	4/6	Restore Q94 w/ Patsy "Now they don't lock their doors..."	17
100	3/4	Restore Q96 w/ Louise "Get Ready!"	17
102	4/6	Shift Lower (Sides High) w/ Audience Down w/ "do-si-do"	17
104	4/6	Restore Q94 w/ Patsy "When I was a child..."	17
106	3/4	Restore Q96 w/ "Come on in and sit..."	17
108	4/6	Build w/ Final "Home"	17
110	0	Bump w/ Music at End	17
112	3/4	Restore Ballroom Following Applause	18
114	4/6	Shift Manager's Office / Ballroom & Band Low w/ Cross to Office	18
116	4/6	Restore Ballroom w/ Cross Back	19
118	6/8	Shift Lavs on Patsy / Red on Band / Ropes Low w/ Music for Cheating	19
120	2/4	Gobos Up w/ "Name" (Second Verse)	19
122	4/6	Brighten w/ "When tears come down..." (Third Verse)	19
124	2/4	Restore Q120 w/ "Name" (Third Verse)	19
126	8/10	Build w/ Final "...is gonna tell on you."	19
128	0	Bump w/ Music at End	19
130	3/4	Restore Ballroom Following Applause	19
132	4/6	Shift Red on Patsy / Lav Band / Ropes Out w/ Music for Stupid Cupid	20
134	3/4	Brighter w/ "I'm in love..."	20
136	4/6	Brighter w/ "Well you mixed me up..."	20
138	4/6	Restore Q132 w/ "You've got me jumping..."	20
140	3/4	Restore Q134 w/ "Since I kissed his..."	20
142	4/6	Lower w/ Instrument Break	20
143	2/4	Joe Bob Up w/ Introduction	20
144	2/3	Jim Bob Up w/ Introduction	20
146	2/3	Billy Bob Up w/ Introduction	20
148	2/3	Jay Bob Up w/ Introduction	20
150	2/3	Ray Bob Up w/ Introduction	20
152	2/3	Bob Bob Up w/ Introduction	20
154	2/3	Band All Higher w/ "Give 'em a nice hand!"	21
158	3/6	Restore Q136 w/ "Well, you mixed me up but good..."	21
160	4/6	Restore Q132 w/ "You've got me jumping..."	21
162	4/6	Restore Q134 w/ "Since I kissed his..."	21
164	0	Bump w/ Music at End	21
170	4/6	Shift Lavs / Blues / Warm Side on Patsy / Louise Special w/ Music <i>Belong</i>	21

<u>Cue #</u>	<u>Time</u>	<u>Description</u>	<u>Page</u>
172	4/6	Lower w/ "I'll be so alone without you..."	21
174	4/6	Restore Q170 w/ "Fly the ocean..."	21
176	4/6	Restore Q172 w/ "I'm gonna be so alone..."	21
178	3/6	Restore Q170 Brighter w/ "Fly the ocean..."	21
180	4/6	Build w/ Final "...to me"	22
182	3/4	Fade Out w/ Music	22
184	3/4	Restore Ballroom Following Applause	22
186	4/6	Shift Lav Back / Warm Accent (Early Evening - Moon w/ Music for <i>Rose</i>)	23
188	3/4	Audience Higher w/ Louise Dancing w/ Partner	23
190	4/6	Brigher w/ "Moon in all your splendor..."	23
192	4/6	Restore Q186 w/ "Broken song, empty words..."	23
194	3/4	Restore Q188 w/ Audience w/ Instrumental Break	23
196	4/6	Restore Q186 w/ "Broken song, empty words..."	23
198	4/6	Build w/ Final "And rose, my rose..."	24
200	0	Bump w/ Music at End	24
202	3/4	Restore Ballroom Following Applause	24
204	4/6	Shift Blues w/ Yellow Accents / Gobos In w/ Music <i>Love Sick Blues</i>	24
206	6/8	Lower w/ Patsy "Listen to this Louise."	24
208	4/6	Restore Q204 w/ "I've got a feelin called..."	25
210	4/6	Focus Band w/ Instrumental Break	25
212	4/6	Restore Q204 w/ Red Accents w/ "I've grown so used to..."	25
214	4/6	Build Original Blue Accents w/ Final "I've got the lovesick..."	25
216	0	Bump w/ Music at End	25
218	3/4	Restore Ballroom Following Applause	25
220	3/4	Restore Q212 w/ Gobos w/ Patsy & Louise Exit	26
222	4	Fade Out w/ Intermission	26
INTERMISSION			
224	4	House Up	26
226	4	House Half	27
228	4	House Out	27
230	3/4	Restore Q62 w/ Music <i>I Fall to Pieces</i>	27
232	4	Fade Out w/ Places	27
INTERMISSION			
234	4	Spot Up on Patsy / Band Low w/ Music for <i>Sweet Dreams</i>	27
236	4/6	Fill Stage Blue w/ Mirror Ball In w/ "You don't love me it's plain..."	27
238	6/8	Shift Lavs on Patsy / Warm Low Band w/ Music Segue <i>She's Got You</i>	27
240	4/6	Brighter w/ Rope Low w/ "I've got your memory..."	27
242	6/8	Restore Q238 w/ "I've got your class ring..."	28
244	4/6	Restore Q236 w/ Music Segue <i>Sweet Dreams</i>	28
246	4/6	Fade Out w/ Violin at End	28
248	3/4	Restore Ballroom Following Applause	28
250	4/8	Shift Kitchen Louise "tooling"	28

<u>Cue #</u>	<u>Time</u>	<u>Description</u>	<u>Page</u>
252	6/8	Shift Basic Kitchen Look w/ Band in Lavs w/ Music <i>Three Cigarettes</i>	29
256	6/8	Build Band Red w/ Final "...burn away"	30
258	4/6	Fade Out w/ Music Back In at End	30
260	3/4	Restore Kitchen Following Applause	30
262	4/8	Shift Kitchen Low w/ Red Accents / Band Lavs w/ Music for <i>Crazy</i>	31
264	6/8	Kitchen Higher w/ "Worry, why fo I let myself..."	31
266	4/6	Restore Q262 w/ "Crazy for thinking that my love..."	31
268	6/8	Kitchen Lower / CS Higher w/ Gobos In w/ Key Change	31
270	6/8	Slow Fade All But Band and Spot w/ Final "You"	31
272	3/4	Restore Kitchen Following Applause	32
274	4/6	Shift Yellow w/ Pink Accents / Band in Red w/ Music <i>Seven Lonely Days</i>	32
276	4/6	Brighter / Shift Band Blue w/ Key Change	32
278	0	Bump w/ Music at End	33
280	3/4	Restore Kitchen Following Applause	33
282	6/8	Kitchen Lower w/ Night Accents w/ Patsy Humming	34
284	6/8	Shift Blues w/ Lav Accents / Gobos on Band w/ Music for <i>If I Could See</i>	34
286	4/6	Gobos Higher w/ "I could see right, no wrong..."	34
288	6/8	Kitchen Lower / CS Higher w/ Patsy Cross Center	34
290	4/6	Brighter w/ "I could see no right..."	34
292	6/8	Restore Q288 w/ Final "If I could see the world..."	34
300	6/8	Restore Q 284 w/ Final "Be"	34
302	6/8	Shift Yellow w/ Blue / Band Lavs / Kitchen Down w/ Music <i>Just a Closer</i>	35
304	4/6	Birghter w/ Gobos on Patsy w/ Key Change	35
306	6/8	Fade to Spot and Low Band w/ Final "...let it be"	35
308	3/4	Restore Kitchen Following Applause	35
314	4/6	Kitchen Low / Other Higher / Sunrise Cyc / Patsy Spot w/ "Well, it was..."	36
316	3/6	Kitchen Higher w/ Patsy "When the hell did I ever..."	36
318	4/8	Shift Hotel w/ Cross to Hotel	37
320	4/8	Shift CS w/ Louise Cross CS	37
322	0	Band Bright / All Else Low / Rope High w/ Band Crash	37
324	4/8	Warmer w/ Sunrise Nearly Complete w/ Key Change	37
326	5/7	Build w/ Final "Blue"	38
328	0	Bump w/ Music at End	38
330	3/4	Shift to Louise Following Applause	38
332	3/6	Shift Radio Station w/ Louise "tooling"	38
334	4/6	Station Lower / NC w/ Warm / Rope Med / w/ Music <i>Gotta Lotta</i>	38
336	4/6	Brighter w/ "Well now baby, baby..."	39
338	6/8	Restore Q334 w/ "Big black hand on the clock..."	39
340	4/6	Restore Q336 w/ Instrumental Break	39
342	3/6	Shift Red w/ Blue Band / Gobos Low w/ Music Segue <i>Shake Rattle</i>	39
344	3/6	Brighter / Gobos High w/ "I said shake, rattle..."	38
346	4/6	Restore Q342 w/ "Now, I believe you're doing..."	39

<u>Cue #</u>	<u>Time</u>	<u>Description</u>	<u>Page</u>
348	3/6	Restore Q344 w/ I said shake, rattle...(Key Change)	39
350	3/8	Restore Q336 w/ Segue <i>Gotta Lotta Rhythm</i>	40
352	6/8	Build w/ Final "...soul"	40
354	0	Bump w/ Music at End	40
356	3/4	Restore Station Following Applause	40
358	6/10	Station Down / Exterior Up w/ Louise "So we exchanged..."	40
360	4/8	Restore Kitchen w/ Patsy Exit	40
362	6/10	Shift Blue w/ Band Lav w/ Music <i>Faded Love</i>	40
364	6/8	Brighter / Gobos High (Yellow) w/ Patsy "As I look at the letters..."	41
366	4/8	Restore Q362 w/ Louise "I go to the 5 Star Jubilee..."	41
368	4/8	Up on Patsy w/ Lav Back w/ Patsy Entrance	41
370	6/8	Lav Back / Red Band / Gobos Yellow Throughout Stage w/ "As I think..."	42
372	4/6	Brighter w/ "I miss you darling..."	42
374	4/6	Fade Down Patsy w/ Final "...love"	42
376	3/8	Kitchen Restore / Blues w/ Spec Remaining CS w/ "One morning..."	42
378	4/10	Band Lower w/ <i>Faded Love</i> ending	42
380	4/8	Band Blue / Louise Lav w/ Music <i>How Great Thou Art</i>	42
382	4/6	Spot up on Mic Stand w/ Blue Back w/ in Place	42
390	4/6	Shift Lav Patsy w/ Amber / Band Blues / w/ Music <i>True Love</i>	43
392	4/8	Patsy Shift NC (Yellow) / Kitchen Higher w/ "For you and I have..."	43
393	6/8	Kitchen Down / GOO Look / Gobos High / Bright w/ Louise Exit	43
394	4/6	Brighter at Microphone w/ Patsy stepping down one last time	43
396	12	Fade Down w/ Final "...Always"	43
397	0	Blackout w/ End of Song	43
398	3	Restore Q30 w/ Music <i>Anytime</i>	44
400	6/8	Restore Q38 w/ Final "...you"	44
402	0	Bump w/ Music at End	44
404	3/4	Spot Louise w/ NC Back w/ "If you want to hear..."	44
406	4/6	Special Louise Low at Bar / Lav Band / Rope Low w/ Music <i>If You Got</i>	44
408	4/6	Brighter w/ "Don't leave me here..."	44
410	6/8	Restore Q406 w/ "If there's a new love..."	44
412	6/8	Restore Q408 w/ Final "...heart"	45
414	0	Bump w/ Music at End	45
416	3/6	NC & Warm / Band Yellow / Rope & Louise High w/ Music <i>Bill Bailey</i>	45
418	0	Blink Rope w/ Snare Hit Follow "I threw you out"	46
420	4/6	Build w/ "slow bombastic" Music	46
421	0	Build w/ Final "Home"	46
422	0	Bump w/ Music at End	46
424	4/6	Restore Pre-Show Following Exits	46

Always...Patsy Cline Followspot Cue List

Followspot 1				
<u>Cue #</u>	<u>Time</u>	<u>Color</u>	<u>Description</u>	<u>Page</u>
8	4	1 & 3	Up on Patsy at Microphone	7
42	4	1 & 3	Out on Patsy Following Applause	10
44	4	1 & 6	Up on Patsy at Microphone	10
58	4	1 & 6	Out on Patsy Following Applause	11
60	4	1 & 2	Up on Patsy	11
64	4	1 & 2	Out on Patsy w/ Shift to Louise	12
66	4	1 & 2	Restore on Patsy w/ Song Returning	12
70	6	1 & 2	Slow Fade on Patsy w/ End of <i>Pieces</i>	12
76	6	1 & 2	Up on Patsy	14
80	6	1 & 2	Out on Patsy	14
82	4	1 & 2	Up on Patsy	14
86	8	1 & 2	Out on Patsy	15
94	4	1 & 2	Up on Patsy for <i>Come on In</i>	16
112	8	1 & 2	Out on Patsy	18
118	6	1 & 3	Up on Patsy at Microphone	19
130	4	1 & 3	Out on Patsy Following Applause	19
132	4	1 & 2	Up on Patsy at Microphone	20
142	4	1 & 2	Out on Patsy	20
144	6	1 & 2	Pick up Piano - Trace Band	20
154	2	1 & 2	Pick Up Louise Following Band Introductions	21
156	2	1 & 2	Pick Up Patsy Off of Louise w/ Song Restore	21
182	4	1 & 5	Out on Patsy w/ Music	22
184	3	1 & 2	Up on Patsy at Microphone	22
202	4	1 & 2	Out on Patsy Following Applause	24
204	4	1 & 2	Up on Patsy at Microphone	24
218	4	1 & 2	Out on Patsy Following Applause	25
INTERMISSION				
234	4	1 & 5	Up on Patsy at Microphone	27
246	6	1 & 5	Fade Out on Patsy w/ Music at End	28
268	6	1 & 3	Pick up Patsy CS w/ Cross	31
272	4	1 & 3	Out on Patsy Following Applause	32
288	6	1 & 4	Pick up Patsy CS w/ Cross	34
308	4	1 & 4	Out on Patsy Following Applause	35
324	4	1 & 2	Up on Patsy	37
330	6	1 & 2	Out on Patsy Following <i>Blue Moon</i>	38
334	4	1	Pick Up Patsy w/ Music	38
356	4	1	Out on Patsy Following Applause	40
390	4	1 & 3	Pick Up Patsy w/ Music / Shoulders / 50%	43
394	0	1 & 3	Douse to 100%	43
397	0	1 & 3	Bump Out on Patsy w/ Music at End	43
398	3	1	Pick Up Patsy w/ Entrance	42
404	4	1	Out on Patsy Following Applause	43
406	4	1	Pick Up Patsy w/ Entrance	44

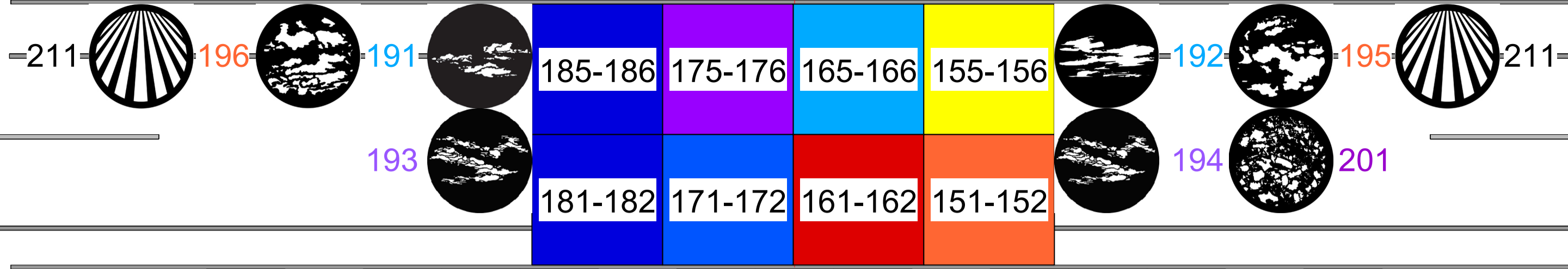
Always...Patsy Cline Followspot Cue List

424	4	1	Out on Patsy w/ Exit	46
-----	---	---	----------------------	----

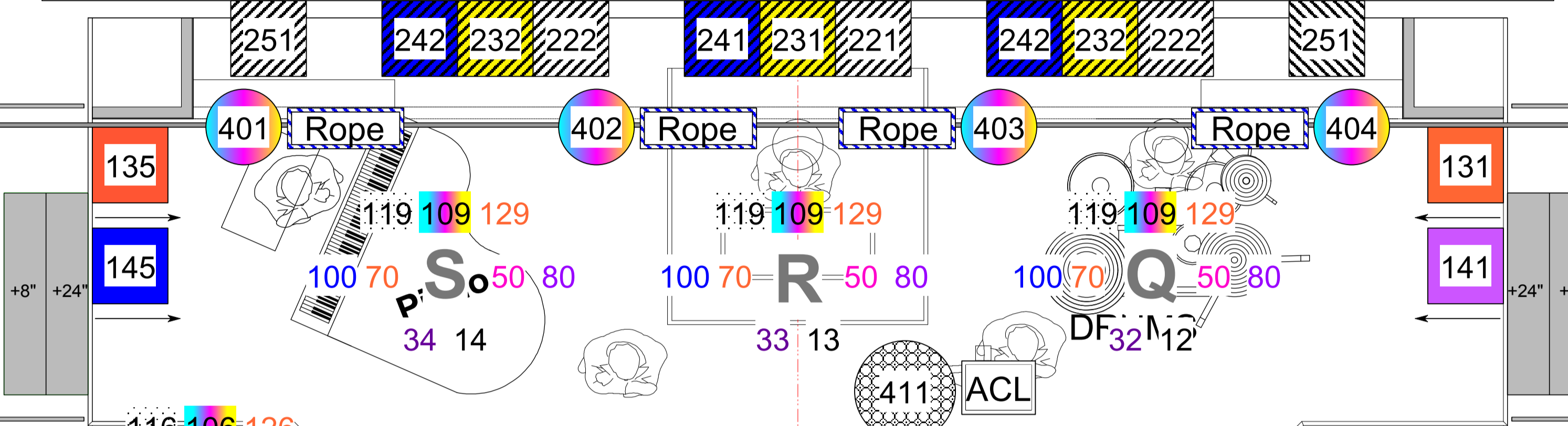
Always...Patsy Cline Followspot Cue List

Followspot 2				
<u>Cue #</u>	<u>Time</u>	<u>Color</u>	<u>Description</u>	<u>Page</u>
8	4	1 & 3	Up on Patsy at Microphone	7
42	4	1 & 3	Out on Patsy Following Applause	10
44	4	1 & 6	Up on Patsy at Microphone	10
58	4	1 & 6	Out on Patsy Following Applause	11
60	4	1 & 2	Up on Patsy	11
64	4	1 & 2	Out on Patsy w/ Shift to Louise	12
66	4	1 & 2	Restore on Patsy w/ Song Returning	12
70	6	1 & 2	Slow Fade on Patsy w/ End of <i>Pieces</i>	12
76	6	1 & 2	Up on Patsy	14
80	6	1 & 2	Out on Patsy	14
82	4	1 & 2	Up on Patsy	14
86	8	1 & 2	Out on Patsy	15
94	4	1 & 2	Up on Louise for <i>Come on In</i>	16
112	8	1 & 2	Out on Louise	18
118	6	1 & 3	Up on Patsy at Microphone	19
130	4	1 & 3	Out on Patsy Following Applause	19
132	4	1 & 2	Up on Patsy at Microphone	20
182	4	1 & 5	Out on Patsy w/ Music	22
184	3	1 & 2	Up on Patsy at Microphone	22
202	4	1 & 2	Out on Patsy Following Applause	24
204	4	1 & 2	Up on Patsy at Microphone	24
218	4	1 & 2	Out on Patsy Following Applause	25
INTERMISSION				
234	4	1 & 5	Up on Patsy at Microphone	27
246	6	1 & 5	Fade Out on Patsy w/ Music at End	28
268	6	1 & 3	Pick up Patsy CS w/ Cross	31
272	4	1 & 3	Out on Patsy Following Applause	32
288	6	1 & 4	Pick up Patsy CS w/ Cross	34
308	4	1 & 4	Out on Patsy Following Applause	35
324	4	1 & 2	Up on Louise	37
330	6	1 & 2	Out on Louise Following <i>Blue Moon</i>	38
334	4	1	Pick Up Patsy w/ Music	38
356	4	1	Out on Patsy Following Applause	40
390	4	1 & 3	Pick Up Patsy w/ Music / Shoulders / 50%	43
394	0	1 & 3	Douse to 100%	43
397	0	1 & 3	Bump Out on Patsy w/ Music at End	43
398	3	1	Pick Up Patsy w/ Entrance	44
424	4	1	Out on Louise w/ Exit	46

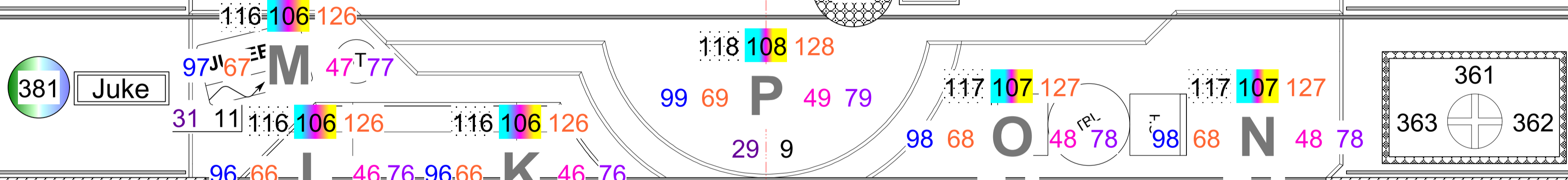
LEG (DH)19'0"



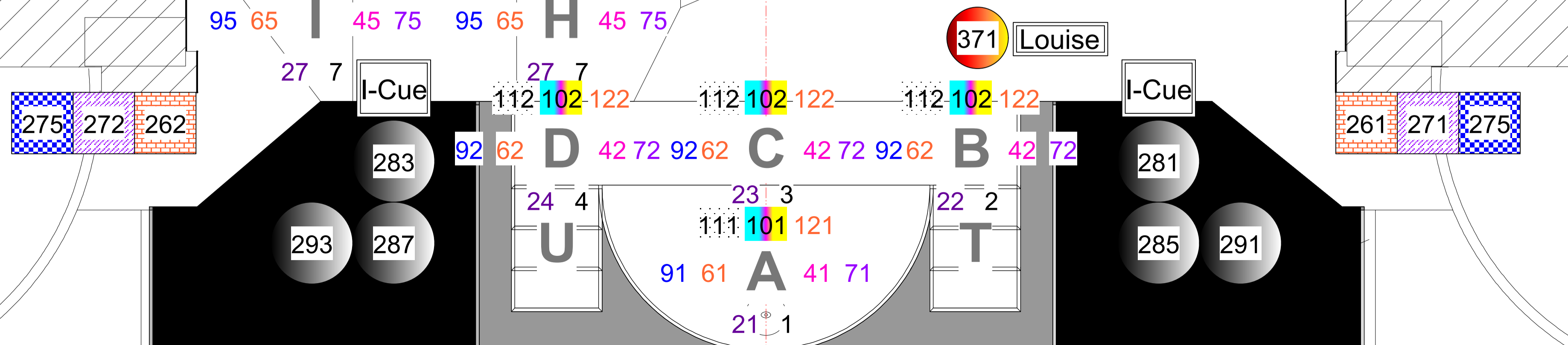
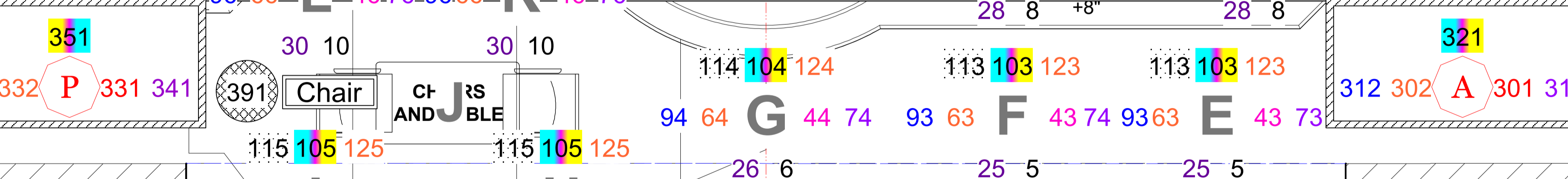
LEG (DH)14'4" #2"



LEG (DH) 8'2"



LEG (DH) 4'2"



SR BOX BOOM #1

SL BOX BOOM #1