

Design: Michael Barnett

Master Electrician: Josh Wilson

Balcony Rail

U#	Purpose	Type & Accessories	Watts	Color	Template	Dim	Chn
1	SET	Source Four 26°+-	575w	R34	G294		(171)
2	SET	Source Four 26°+-	575w	R67	R77524		(181)
3	SET	Source Four Jr 36°+-	575w	R3407	R78217		(191)
4	SET	Source Four 26°+-	575w	R34	G294		(171)
5	SET	Source Four 26°+-	575w	R67	R77524		(181)
6	SET	Source Four Jr 36°+-	575w	R3407	R78217		(191)
7	SET	Source Four Jr 36°+-	575w	R3407	R78217		(191)
8	SET	Source Four 26°+-	575w	R67	R77524		(181)
9	SET	Source Four 26°+-	575w	R34	G294		(171)
10	SET	Source Four Jr 36°+-	575w	R3407	R78217		(191)
11	SET	Source Four 26°+-	575w	R67	R77524		(181)
12	SET	Source Four 26°+-	575w	R34	G294		(171)

Cove 2 Top

U#	Purpose	Type & Accessories	Watts	Color	Template	Dim	Chn
1	A	Source Four 19°+-	575w	R51	G294		(11)
2	B	Source Four 19°+-	575w	R51	G294		(11)
3	A	Altman 360Q 6x12+-	575w	R33	-		(1)
4	C	Source Four 19°+-	575w	R51	G294		(11)
5	B	Altman 360Q 6x12+-	575w	R33	-		(2)
6	C	Altman 360Q 6x12+-	575w	R33	-		(3)

Cove 2 Bottom

U#	Purpose	Type & Accessories	Watts	Color	Template	Dim	Chn
1	SPOT	Source Four 26°+DMX Auto Iris+Rosco I-Cue	575w	R132	-		(231)
2	SPOT	Source Four 26°+DMX Auto Iris+Rosco I-Cue	575w	R132	-		(241)

Cove 1 Top

U#	Purpose	Type & Accessories	Watts	Color	Template	Dim	Chn
1	POST	Source Four 26°+-	575w	R20	-		(141)
2	A	Source Four 26°+-	575w	R16	-		(21)
3	A	Source Four 26°+-	575w	R68	-		(41)
4	D	Source Four 19°+-	575w	R51	G294		(12)
5	POST	Source Four 26°+-	575w	R20	-		(141)
6	E	Source Four 19°+-	575w	R51	G294		(12)
7	B	Source Four 26°+-	575w	R16	-		(22)
8	B	Source Four 26°+-	575w	R68	-		(42)
9	D	Altman 360Q 6x12+-	575w	R33	-		(4)
10	F	Source Four 19°+-	575w	R51	G294		(12)
11	C	Source Four 26°+-	575w	R16	-		(23)
12	C	Source Four 26°+-	575w	R68	-		(43)
13	E	Altman 360Q 6x12+-	575w	R33	-		(5)
14	A	Source Four 26°+-	575w	R57	-		(51)
15	A	Source Four 26°+-	575w	R317	-		(31)
16	F	Altman 360Q 6x12+-	575w	R33	-		(6)
17	B	Source Four 26°+-	575w	R57	-		(52)
18	B	Source Four 26°+-	575w	R317	-		(32)
19	POST	Source Four 26°+-	575w	R20	-		(144)
20	C	Source Four 26°+-	575w	R57	-		(53)
21	C	Source Four 26°+-	575w	R317	-		(33)
22	POST	Source Four 26°+-	575w	R20	-		(144)

Cove 1 Bottom

U#	Purpose	Type & Accessories	Watts	Color	Template	Dim	Chn
1	SPOT	Source Four 26°+DMX Auto Iris+Rosco I-Cue	575w	R132	-		(251)
2	SPOT	Source Four 26°+DMX Auto Iris+Rosco I-Cue	575w	R132	-		(261)

SL Box Boom 1

U#	Purpose	Type & Accessories	Watts	Color	Template	Dim	Chn
1	MOON	Altman 360Q 6x9	575w	R348			(221)
2	SUN	10" Beam Projector+-	1kw	NC	-		(215)
3	MOON	Altman 360Q 6x12	575w	R348			(221)
4	MOON	Altman 360Q 6x12	575w	R348			(221)

SL Box Boom 2

U#	Purpose	Type & Accessories	Watts	Color	Template	Dim	Chn
1	SET	Source Four Zoom 25°-50°+-	575w	R26	G732		(202)
2	SET	Source Four Zoom 25°-50°+-	575w	R26	G732		(201)
3	SET	Source Four Zoom 25°-50°+-	575w	R91	G732		(206)
4	SET	Source Four Zoom 25°-50°+-	575w	R91	G732		(205)

SR Box Boom 1

U#	Purpose	Type & Accessories	Watts	Color	Template	Dim	Chn
1	SUN	Altman 360Q 6x12	575w	R23			(211)
2	SUN	Altman 360Q 6x16	1kw	R23			(211)
3	SUN	Altman 360Q 6x12	575w	R23			(212)
4	SUN	Altman 360Q 6x16	1kw	R23			(212)

1st Electric

U#	Purpose	Type & Accessories	Watts	Color	Template	Dim	Chn
1	POST	Source Four Jr 36°+-	575w	R20	-		(142)
2	E	Source Four 36°+-	575w	R16	-		(24)
3	E	Source Four 36°+-	575w	R68	-		(44)
4	A	PAR 64 WFL+7.5" Wybron Forerunner	1kw	NC	-		(61)
5	A	Source Four 50°	575w	NC	R77424		(81)
6	A	Source 4 PARNel+-	575w	R61	-		(131)
7	AB	Source 4 PARNel+-	575w	R61	-		(131)
8	F	Source Four 36°+-	575w	R16	-		(24)
9	F	Source Four 36°+-	575w	R68	-		(44)
10	B	PAR 64 WFL+7.5" Wybron Forerunner	1kw	NC	-		(62)
11	B	Source Four 50°+-	575w	NC	R77424		(82)
12	D	Source Four 36°+-	575w	R57	-		(54)
13	D	Source Four 36°+-	575w	R317	-		(34)
14	BC	Source 4 PARNel+-	575w	R61	-		(132)
15	C	Source 4 PARNel+-	575w	R61	-		(132)
16	C	PAR 64 WFL+7.5" Wybron Forerunner	1kw	NC	-		(63)
17	C	Source Four 50°+-	575w	NC	R77424		(83)
18	E	Source Four 36°+-	575w	R57	-		(54)
19	E	Source Four 36°+-	575w	R317	-		(34)
20	POST	Source Four Jr 36°+-	575w	R20	-		(145)

1A Electric

U#	Purpose	Type & Accessories	Watts	Color	Template	Dim	Chn
1	D	Source Four 36°+-	575w	R16	-		(24)
2	D	Source Four 36°+-	575w	R68	-		(44)
3	F	Source Four 36°+-	575w	R57	-		(54)
4	F	Source Four 36°+-	575w	R317	-		(34)

2nd Electric

U#	Purpose	Type & Accessories	Watts	Color	Template	Dim	Chn
1	-	Mirror Ball+-	60w	-	-		(301)

3rd Electric

U#	Purpose	Type & Accessories	Watts	Color	Template	Dim	Chn
1	POST	Source Four Jr 36°+-	575w	R20	-		(143)
2	D	PAR 64 WFL+7.5" Wybron Forerunner	1kw	NC	-		(64)
3	D	Source Four 50°+-	575w	NC	R77424		(84)
4	H	Source Four 36°+-	575w	R16	-		(25)
5	H	Source Four 36°+-	575w	R68	-		(45)
6	E	PAR 64 WFL+7.5" Wybron Forerunner	1kw	NC	-		(65)
7	E	Source Four 50°+-	575w	NC	R77424		(85)
8	G	Source Four 36°+-	575w	R57	-		(55)
9	G	Source Four 36°+-	575w	R317	-		(35)
10	F	PAR 64 WFL+7.5" Wybron Forerunner	1kw	NC	-		(66)
11	F	Source Four 50°+-	575w	NC	R77424		(86)
12	POST	Source Four Jr 36°+-	575w	R20	-		(146)

3A Electric

U#	Purpose	Type & Accessories	Watts	Color	Template	Dim	Chn
1	G	Source Four 36°+-	575w	R16	-		(25)
2	G	Source Four 36°+-	575w	R68	-		(45)
3	H	Source Four 36°+-	575w	R57	-		(55)
4	H	Source Four 36°+-	575w	R317	-		(35)

4th Electric

U#	Purpose	Type & Accessories	Watts	Color	Template	Dim	Chn
1	DE	Source 4 PARNel+-	575w	R61	-		(133)
2	G	PAR 64 WFL+7.5" Wybron Forerunner	1kw	NC	-		(67)
3	G	Source Four 50°+-	575w	NC	R77424		(87)
4	BASS	Source Four 19°+DMX Auto Iris	575w	R61	-		(272)
5	HALO	10" Fresnel+-	2kw	R310	-		(311)
6	ROSE	Source Four 19°+DMX Auto Iris	575w	NC	-		(275)
7	H	PAR 64 WFL+7.5" Wybron Forerunner	1kw	NC	-		(67)
8	H	Source Four 50°+-	575w	NC	R77424		(87)
9	PIANO	Source Four 19°+-	575w	R61	-		(271)
10	EF	Source 4 PARNel+-	575w	R61	-		(133)

5th Electric

U#	Purpose	Type & Accessories	Watts	Color	Template	Dim	Chn
1	SUN	10" Beam Projector+-	750w	R318	-		(216)
2	SUN	10" Beam Projector+-	750w	R318	-		(216)
3	SUN	10" Beam Projector+-	750w	R318	-		(216)

6th Electric

U#	Purpose	Type & Accessories	Watts	Color	Template	Dim	Chn
A1	CYC	Altman EconoCyc Left+-	1kw	R312	-		(93)
A2	CYC	Altman EconoCyc Center+-	1kw	L201	-		(97)
A3	CYC	Altman EconoCyc Center+-	1kw	R80	-		(103)
A4	CYC	Altman EconoCyc Right+-	1kw	R58	-		(107)
B1	CYC	Altman EconoCyc Left+-	1kw	R312	-		(93)
B2	CYC	Altman EconoCyc Center+-	1kw	L201	-		(97)
B3	CYC	Altman EconoCyc Center+-	1kw	R80	-		(103)
B4	CYC	Altman EconoCyc Right+-	1kw	R58	-		(107)
C1	CYC	Altman EconoCyc Left+-	1kw	R312	-		(94)
C2	CYC	Altman EconoCyc Center+-	1kw	L201	-		(98)
C3	CYC	Altman EconoCyc Center+-	1kw	R80	-		(104)
C4	CYC	Altman EconoCyc Right+-	1kw	R58	-		(108)
D1	CYC	Altman EconoCyc Left+-	1kw	R312	-		(94)
D2	CYC	Altman EconoCyc Center+-	1kw	L201	-		(98)
D3	CYC	Altman EconoCyc Center+-	1kw	R80	-		(104)
D4	CYC	Altman EconoCyc Right+-	1kw	R58	-		(108)

7th Electric

U#	Purpose	Type & Accessories	Watts	Color	Template	Dim	Chn
1	MOON	Source Four 36°+Meteor Ellipscan	575w	R21	GT24		(381)

SL Boom 1

U#	Purpose	Type & Accessories	Watts	Color	Template	Dim	Chn
1	ELECS	Altman 360Q 6x9	575w	R26			(168)
2	ELECS	Altman 360Q 6x9	575w	R312			(165)
3	ELECS	PAR 64 WFL	1kw	NC	-		(161)
4	MB	Source Four 19°+Iris	575w	R61	-		(303)

SL Boom 2

U#	Purpose	Type & Accessories	Watts	Color	Template	Dim	Chn
1	ELECS	Altman 360Q 6x9	575w	R26			(168)
2	ELECS	Altman 360Q 6x9	575w	R312			(165)
3	ELECS	PAR 64 WFL	1kw	NC	-		(161)

SL Boom 3

U#	Purpose	Type & Accessories	Watts	Color	Template	Dim	Chn
1	TV	Altman 360Q 6x9	575w	R316			(401)
2	TV	Altman 360Q 6x9	575w	R47			(402)
3	TV	Altman 360Q 6x9	575w	R44			(403)
4	TV	Altman 360Q 6x9	575w	R316			(401)
5	TV	Altman 360Q 6x9	575w	R47			(402)
6	TV	Altman 360Q 6x9	575w	R44			(403)

SL Boom 4

U#	Purpose	Type & Accessories	Watts	Color	Template	Dim	Chn
1	CLOUD	Source Four 50°+-	575w	R3208	G225		(111)
2	CLOUD	Source Four 36°+-	575w	R3208	R78229		(111)
3	SPAT	Source Four 50°+-	575w	R56	R78221		(361)
4	CLOUD	Source Four 36°+-	575w	R34	G227		(114)
5	CLOUD	Source Four 50°+-	575w	R363	G313		(115)
6	CLOUD	Source Four 36°+-	575w	R316	G228		(116)

SL Boom 5

U#	Purpose	Type & Accessories	Watts	Color	Template	Dim	Chn
1	WAVE	Source Four 36°	575w	R72	G867		(351)
2	PALM	Source Four 36°+-	575w	R389	R77222		(371)
3	HEART	Source Four 36°+-	575w	R336	G293		(341)
4	CIRCLE	Source Four 36°+-	575w	R09	R79702		(331)
5	BUBBLE	Source Four 50°+Gobo Rotator	575w	R20	R79078		(325)

SR Boom 1

U#	Purpose	Type & Accessories	Watts	Color	Template	Dim	Chn
1	ELECS	Altman 360Q 6x9	575w	R26			(169)
2	ELECS	Altman 360Q 6x9	575w	R312			(166)
3	ELECS	PAR 64 WFL	1kw	NC			(162)
4	MB	Source Four 19°+Iris	575w	R61	-		(304)

SR Boom 2

U#	Purpose	Type & Accessories	Watts	Color	Template	Dim	Chn
1	ELECS	Altman 360Q 6x9	575w	R26			(169)
2	ELECS	Altman 360Q 6x9	575w	R312			(166)
3	ELECS	PAR 64 WFL	1kw	NC			(162)

SR Boom 3

U#	Purpose	Type & Accessories	Watts	Color	Template	Dim	Chn
1	TV	Altman 360Q 6x9	575w	NC			(405)
2	TV	Altman 360Q 6x9	575w	R69			(406)
3	TV	Altman 360Q 6x9	575w	R92			(407)
4	TV	Altman 360Q 6x9	575w	NC			(405)
5	TV	Altman 360Q 6x9	575w	R69			(406)
6	TV	Altman 360Q 6x9	575w	R92			(407)

SR Boom 4

U#	Purpose	Type & Accessories	Watts	Color	Template	Dim	Chn
1	CLOUD	Source Four 50°+-	575w	R3208	G225		(112)
2	CLOUD	Source Four 36°+-	575w	R3208	R78229		(112)
3	CLOUD	Source Four 36°+-	575w	R55	G366		(113)
4	SPAT	Source Four 50°+-	575w	R310	R78221		(365)
5	CLOUD	Source Four 36°+-	575w	R21	G228		(117)

SR Boom 5

U#	Purpose	Type & Accessories	Watts	Color	Template	Dim	Chn
1	WAVE	Source Four 36°	575w	R72	G867		(351)
2	PALM	Source Four 36°+-	575w	R389	R77222		(371)
3	HEART	Source Four 36°+-	575w	R336	G293		(341)
4	CIRCLE	Source Four 36°+-	575w	R09	R79702		(331)
5	BUBBLE	Source Four 50°+Gobo Rotator	575w	R20	R79078		(325)

US Boom 1

U#	Purpose	Type & Accessories	Watts	Color	Template	Dim	Chn
1	SKYLINE	Source Four 50°+-	575w	R21	R71012		(345)
2	WIND	Source Four 36°+-	575w	NC	G583 / R43802		(321)
3	STARS	Source Four 50°+-	575w	NC	G231		(335)

Floor Mount

U#	Purpose	Type & Accessories	Watts	Color	Template	Dim	Chn
1	MB	Source Four 26°+Iris	575w	R61	-		(302)
2	MB	Source Four 26°+Iris	575w	R61	-		(302)
3	SHIN	PAR 16 NFL+-	100w	R316	-		(281)
4	SHIN	PAR 16 NFL+-	100w	R316	-		(281)
5	SHIN	PAR 16 NFL+-	100w	R316	-		(281)
6	SHIN	PAR 16 NFL+-	100w	R316	-		(281)
7	SHIN	PAR 16 NFL	100w	R316	-		(281)
8	POST	Source 4 PARNel+-	575w	NC	-		(151)
9	POST	Source 4 PARNel+-	575w	NC	-		(152)
10	POST	Source 4 PARNel+-	575w	NC	-		(151)
11	POST	Source 4 PARNel+-	575w	NC	-		(152)
12	POST	Source 4 PARNel+-	575w	NC	-		(151)
13	POST	Source 4 PARNel+-	575w	NC	-		(152)
14	SHAFT	Source 4 PARNel	575w	NC	-		(391)
15	SHAFT	Source 4 PARNel	575w	NC	-		(391)
16	SHAFT	Source 4 PARNel	575w	NC	-		(391)
17	SHAFT	Source 4 PARNel	575w	NC	-		(391)
A1	CYC	Altman EconoCyc Left+-	1kw	L105	-		(91)
A2	CYC	Altman EconoCyc Center+-	1kw	L201	-		(95)
A3	CYC	Altman EconoCyc Center+-	1kw	R83	-		(101)
A4	CYC	Altman EconoCyc Right+-	1kw	R26	-		(105)
B1	CYC	Altman EconoCyc Left+-	1kw	L105	-		(91)
B2	CYC	Altman EconoCyc Center+-	1kw	L201	-		(95)
B3	CYC	Altman EconoCyc Center+-	1kw	R83	-		(101)
B4	CYC	Altman EconoCyc Right+-	1kw	R26	-		(105)
C1	CYC	Altman EconoCyc Left+-	1kw	L105	-		(92)
C2	CYC	Altman EconoCyc Center+-	1kw	L201	-		(96)
C3	CYC	Altman EconoCyc Center+-	1kw	R83	-		(102)
C4	CYC	Altman EconoCyc Right+-	1kw	R26	-		(106)
D1	CYC	Altman EconoCyc Left+-	1kw	L105	-		(92)
D2	CYC	Altman EconoCyc Center+-	1kw	L201	-		(96)
D3	CYC	Altman EconoCyc Center+-	1kw	R83	-		(102)
D4	CYC	Altman EconoCyc Right+-	1kw	R26	-		(106)

Practical

U#	Purpose	Type & Accessories	Watts	Color	Template	Dim	Chn
1	COLANDER	Colander	100w	R119			(451)
2	COLANDER	Colander	100w	R119			(452)

SL Post 1

U#	Purpose	Type & Accessories	Watts	Color	Template	Dim	Chn
1	FIN	Rope Light	100w	NC			(461)
2	CHASE	Incandescent	25w	NC			(521)
3	CHASE	Incandescent	25w	NC			(522)
4	CHASE	Incandescent	25w	NC			(523)

SL Post 2

U#	Purpose	Type & Accessories	Watts	Color	Template	Dim	Chn
1	FIN	Rope Light	100w	NC			(461)
2	CHASE	Incandescent	25w	NC			(531)
3	CHASE	Incandescent	25w	NC			(532)
4	CHASE	Incandescent	25w	NC			(533)

SL Post 3

U#	Purpose	Type & Accessories	Watts	Color	Template	Dim	Chn
1	FIN	Rope Light	100w	NC			(461)
2	CHASE	Incandescent	25w	NC			(541)
3	CHASE	Incandescent	25w	NC			(542)
4	CHASE	Incandescent	25w	NC			(543)

SL Post 4

U#	Purpose	Type & Accessories	Watts	Color	Template	Dim	Chn
1	FIN	Rope Light	100w	NC			(461)
2	CHASE	Incandescent	25w	NC			(551)
3	CHASE	Incandescent	25w	NC			(552)
4	CHASE	Incandescent	25w	NC			(553)

SR Post 1

U#	Purpose	Type & Accessories	Watts	Color	Template	Dim	Chn
1	FIN	Rope Light	100w	NC			(462)
2	CHASE	Incandescent	25w	NC			(521)
3	CHASE	Incandescent	25w	NC			(522)
4	CHASE	Incandescent	25w	NC			(523)

SR Post 2

U#	Purpose	Type & Accessories	Watts	Color	Template	Dim	Chn
1	FIN	Rope Light	100w	NC			(462)
2	CHASE	Incandescent	25w	NC			(531)
3	CHASE	Incandescent	25w	NC			(532)
4	CHASE	Incandescent	25w	NC			(533)

SR Post 3

U#	Purpose	Type & Accessories	Watts	Color	Template	Dim	Chn
1	FIN	Rope Light	100w	NC			(462)
2	CHASE	Incandescent	25w	NC			(541)
3	CHASE	Incandescent	25w	NC			(542)
4	CHASE	Incandescent	25w	NC			(543)

SR Post 4

U#	Purpose	Type & Accessories	Watts	Color	Template	Dim	Chn
1	FIN	Rope Light	100w	NC			(462)
2	CHASE	Incandescent	25w	NC			(551)
3	CHASE	Incandescent	25w	NC			(552)
4	CHASE	Incandescent	25w	NC			(553)

Stage Front

U#	Purpose	Type & Accessories	Watts	Color	Template	Dim	Chn
1	CHASE	Incandescent	25w	NC			(501)
2	CHASE	Incandescent	25w	NC			(502)
3	CHASE	Incandescent	25w	NC			(503)

TV Front

U#	Purpose	Type & Accessories	Watts	Color	Template	Dim	Chn
1	CHASE	Incandescent	25w	NC			(511)
2	CHASE	Incandescent	25w	NC			(512)
3	CHASE	Incandescent	25w	NC			(513)

SL Post 1 Chair

U#	Purpose	Type & Accessories	Watts	Color	Template	Dim	Chn
1	CHASE	Incandescent	25w	NC			(561)

SR Post 1 Chair

U#	Purpose	Type & Accessories	Watts	Color	Template	Dim	Chn
1	CHASE	Incandescent	25w	NC			(561)

SR Post 2 Chair

U#	Purpose	Type & Accessories	Watts	Color	Template	Dim	Chn
1	CHASE	Incandescent	25w	NC			(562)

SL Post 2 Chair

U#	Purpose	Type & Accessories	Watts	Color	Template	Dim	Chn
1	CHASE	Incandescent	25w	NC			(562)

SL Post 3 Chair

U#	Purpose	Type & Accessories	Watts	Color	Template	Dim	Chn
1	CHASE	Incandescent	25w	NC			(563)

SR Post 3 Chair

U#	Purpose	Type & Accessories	Watts	Color	Template	Dim	Chn
1	CHASE	Incandescent	25w	NC			(563)

SR Post 4 Chair

U#	Purpose	Type & Accessories	Watts	Color	Template	Dim	Chn
1	CHASE	Incandescent	25w	NC			(564)

SL Post 4 Chair

U#	Purpose	Type & Accessories	Watts	Color	Template	Dim	Chn
1	CHASE	Incandescent	25w	NC			(564)

SL Post 4 Capital

U#	Purpose	Type & Accessories	Watts	Color	Template	Dim	Chn
1	CHASE	Incandescent	25w	NC			(574)

SR Post 4 Capital

U#	Purpose	Type & Accessories	Watts	Color	Template	Dim	Chn
1	CHASE	Incandescent	25w	NC			(574)

SR Post 3 Capital

U#	Purpose	Type & Accessories	Watts	Color	Template	Dim	Chn
1	CHASE	Incandescent	25w	NC			(573)

SL Post 3 Capital

U#	Purpose	Type & Accessories	Watts	Color	Template	Dim	Chn
1	CHASE	Incandescent	25w	NC			(573)

SL Post 2 Capital

U#	Purpose	Type & Accessories	Watts	Color	Template	Dim	Chn
1	CHASE	Incandescent	25w	NC			(572)

SR Post 2 Capital

U#	Purpose	Type & Accessories	Watts	Color	Template	Dim	Chn
1	CHASE	Incandescent	25w	NC			(572)

SR Post 1 Capital

U#	Purpose	Type & Accessories	Watts	Color	Template	Dim	Chn
1	CHASE	Incandescent	25w	NC			(571)

SL Post 1 Capital

U#	Purpose	Type & Accessories	Watts	Color	Template	Dim	Chn
1	CHASE	Incandescent	25w	NC			(571)

SL Post 1 Globe

U#	Purpose	Type & Accessories	Watts	Color	Template	Dim	Chn
1	CHASE	Incandescent	25w	NC			(581)

SR Post 1 Globe

U#	Purpose	Type & Accessories	Watts	Color	Template	Dim	Chn
1	CHASE	Incandescent	25w	NC			(581)

SR Post 2 Globe

U#	Purpose	Type & Accessories	Watts	Color	Template	Dim	Chn
1	CHASE	Incandescent	25w	NC			(582)

SL Post 2 Globe

U#	Purpose	Type & Accessories	Watts	Color	Template	Dim	Chn
1	CHASE	Incandescent	25w	NC			(582)

SL Post 3 Globe

U#	Purpose	Type & Accessories	Watts	Color	Template	Dim	Chn
1	CHASE	Incandescent	25w	NC			(583)

SR Post 3 Globe

U#	Purpose	Type & Accessories	Watts	Color	Template	Dim	Chn
1	CHASE	Incandescent	25w	NC			(583)

SR Post 4 Globe

U#	Purpose	Type & Accessories	Watts	Color	Template	Dim	Chn
1	CHASE	Incandescent	25w	NC			(584)

SL Post 4 Globe

U#	Purpose	Type & Accessories	Watts	Color	Template	Dim	Chn
1	CHASE	Incandescent	25w	NC			(584)

Followspot

U#	Purpose	Type & Accessories	Watts	Color	Template	Dim	Chn
1	FOLLOWSP OT	Followspot	1kw	R132/R06/ R33/R51/ R61/R63			(Nd)
2	FOLLOWSP OT	Followspot	1kw	R132/R06/ R33/R51/ R61/R63			(Nd)

Design: Michael Barnett

Master Electrician: Josh Wilson

Channel	Dim	Position	U#	Type & Accessories & Watts	Purpose	Color & Tmp
(1)		Cove 2 Top	3	Altman 360Q 6x12+- 575w	A	R33, T:-
(2)		Cove 2 Top	5	Altman 360Q 6x12+- 575w	B	R33, T:-
(3)		Cove 2 Top	6	Altman 360Q 6x12+- 575w	C	R33, T:-
(4)		Cove 1 Top	9	Altman 360Q 6x12+- 575w	D	R33, T:-
(5)		Cove 1 Top	13	Altman 360Q 6x12+- 575w	E	R33, T:-
(6)		Cove 1 Top	16	Altman 360Q 6x12+- 575w	F	R33, T:-
(11)		Cove 2 Top	1	Source Four 19°+- 575w	A	R51, T:G294
		"	2	"	B	"
		"	4	"	C	"
(12)		Cove 1 Top	4	Source Four 19°+- 575w	D	R51, T:G294
		"	6	"	E	"
		"	10	"	F	"
(21)		Cove 1 Top	2	Source Four 26°+- 575w	A	R16, T:-
(22)		Cove 1 Top	7	Source Four 26°+- 575w	B	R16, T:-
(23)		Cove 1 Top	11	Source Four 26°+- 575w	C	R16, T:-
(24)		1st Electric	2	Source Four 36°+- 575w	E	R16, T:-
		"	8	"	F	"
		1A Electric	1	"	D	"
(25)		3rd Electric	4	Source Four 36°+- 575w	H	R16, T:-
		3A Electric	1	"	G	"
(31)		Cove 1 Top	15	Source Four 26°+- 575w	A	R317, T:-
(32)		Cove 1 Top	18	Source Four 26°+- 575w	B	R317, T:-
(33)		Cove 1 Top	21	Source Four 26°+- 575w	C	R317, T:-
(34)		1st Electric	13	Source Four 36°+- 575w	D	R317, T:-
		"	19	"	E	"
		1A Electric	4	"	F	"
(35)		3rd Electric	9	Source Four 36°+- 575w	G	R317, T:-
		3A Electric	4	"	H	"
(41)		Cove 1 Top	3	Source Four 26°+- 575w	A	R68, T:-
(42)		Cove 1 Top	8	Source Four 26°+- 575w	B	R68, T:-
(43)		Cove 1 Top	12	Source Four 26°+- 575w	C	R68, T:-
(44)		1st Electric	3	Source Four 36°+- 575w	E	R68, T:-
		"	9	"	F	"
		1A Electric	2	"	D	"

Channel	Dim	Position	U#	Type & Accessories & Watts	Purpose	Color & Tmp
(45)		3rd Electric	5	Source Four 36°+- 575w	H	R68, T:-
		3A Electric	2	"	G	"
(51)		Cove 1 Top	14	Source Four 26°+- 575w	A	R57, T:-
(52)		Cove 1 Top	17	Source Four 26°+- 575w	B	R57, T:-
(53)		Cove 1 Top	20	Source Four 26°+- 575w	C	R57, T:-
(54)		1st Electric	12	Source Four 36°+- 575w	D	R57, T:-
		"	18	"	E	"
		1A Electric	3	"	F	"
(55)		3rd Electric	8	Source Four 36°+- 575w	G	R57, T:-
		3A Electric	3	"	H	"
(61)		1st Electric	4	PAR 64 WFL+7.5" Wybron Forerunner 1kw	A	NC, T:-
(62)		1st Electric	10	PAR 64 WFL+7.5" Wybron Forerunner 1kw	B	NC, T:-
(63)		1st Electric	16	PAR 64 WFL+7.5" Wybron Forerunner 1kw	C	NC, T:-
(64)		3rd Electric	2	PAR 64 WFL+7.5" Wybron Forerunner 1kw	D	NC, T:-
(65)		3rd Electric	6	PAR 64 WFL+7.5" Wybron Forerunner 1kw	E	NC, T:-
(66)		3rd Electric	10	PAR 64 WFL+7.5" Wybron Forerunner 1kw	F	NC, T:-
(67)		4th Electric	2	PAR 64 WFL+7.5" Wybron Forerunner 1kw	G	NC, T:-
		"	7	"	H	"
(81)		1st Electric	5	Source Four 50° 575w	A	NC, T:R77424
(82)		1st Electric	11	Source Four 50°+- 575w	B	NC, T:R77424
(83)		1st Electric	17	Source Four 50°+- 575w	C	NC, T:R77424
(84)		3rd Electric	3	Source Four 50°+- 575w	D	NC, T:R77424
(85)		3rd Electric	7	Source Four 50°+- 575w	E	NC, T:R77424
(86)		3rd Electric	11	Source Four 50°+- 575w	F	NC, T:R77424
(87)		4th Electric	3	Source Four 50°+- 575w	G	NC, T:R77424
		"	8	"	H	"
(91)		Floor Mount	A1	Altman EconoCyc Left+- 1kw	CYC	L105, T:-
		"	B1	"	"	"
(92)		Floor Mount	C1	Altman EconoCyc Left+- 1kw	CYC	L105, T:-
		"	D1	"	"	"
(93)		6th Electric	A1	Altman EconoCyc Left+- 1kw	CYC	R312, T:-
		"	B1	"	"	"
(94)		6th Electric	C1	Altman EconoCyc Left+- 1kw	CYC	R312, T:-
		"	D1	"	"	"

Channel	Dim	Position	U#	Type & Accessories & Watts	Purpose	Color & Tmp
(95)		Floor Mount	A2	Altman EconoCyc Center+- 1kw	CYC	L201, T:-
		"	B2	"	"	"
(96)		Floor Mount	C2	Altman EconoCyc Center+- 1kw	CYC	L201, T:-
		"	D2	"	"	"
(97)		6th Electric	A2	Altman EconoCyc Center+- 1kw	CYC	L201, T:-
		"	B2	"	"	"
(98)		6th Electric	C2	Altman EconoCyc Center+- 1kw	CYC	L201, T:-
		"	D2	"	"	"
(101)		Floor Mount	A3	Altman EconoCyc Center+- 1kw	CYC	R83, T:-
		"	B3	"	"	"
(102)		Floor Mount	C3	Altman EconoCyc Center+- 1kw	CYC	R83, T:-
		"	D3	"	"	"
(103)		6th Electric	A3	Altman EconoCyc Center+- 1kw	CYC	R80, T:-
		"	B3	"	"	"
(104)		6th Electric	C3	Altman EconoCyc Center+- 1kw	CYC	R80, T:-
		"	D3	"	"	"
(105)		Floor Mount	A4	Altman EconoCyc Right+- 1kw	CYC	R26, T:-
		"	B4	"	"	"
(106)		Floor Mount	C4	Altman EconoCyc Right+- 1kw	CYC	R26, T:-
		"	D4	"	"	"
(107)		6th Electric	A4	Altman EconoCyc Right+- 1kw	CYC	R58, T:-
		"	B4	"	"	"
(108)		6th Electric	C4	Altman EconoCyc Right+- 1kw	CYC	R58, T:-
		"	D4	"	"	"
(111)		SL Boom 4	1	Source Four 50°+- 575w	CLOUD	R3208, T: G225
		"	2	Source Four 36°+- 575w	"	R3208, T: R78229
(112)		SR Boom 4	1	Source Four 50°+- 575w	CLOUD	R3208, T: G225
		"	2	Source Four 36°+- 575w	"	R3208, T: R78229
(113)		SR Boom 4	3	Source Four 36°+- 575w	CLOUD	R55, T:G366
(114)		SL Boom 4	4	Source Four 36°+- 575w	CLOUD	R34, T:G227
(115)		SL Boom 4	5	Source Four 50°+- 575w	CLOUD	R363, T:G313
(116)		SL Boom 4	6	Source Four 36°+- 575w	CLOUD	R316, T:G228
(117)		SR Boom 4	5	Source Four 36°+- 575w	CLOUD	R21, T:G228
(131)		1st Electric	6	Source 4 PARNel+- 575w	A	R61, T:-
		"	7	"	AB	"

Channel	Dim	Position	U#	Type & Accessories & Watts	Purpose	Color & Tmp
(132)		1st Electric	14	Source 4 PARNet+- 575w	BC	R61, T:-
		"	15	"	C	"
(133)		4th Electric	1	Source 4 PARNet+- 575w	DE	R61, T:-
		"	10	"	EF	"
(141)		Cove 1 Top	1	Source Four 26°+- 575w	POST	R20, T:-
		"	5	"	"	"
(142)		1st Electric	1	Source Four Jr 36°+- 575w	POST	R20, T:-
(143)		3rd Electric	1	Source Four Jr 36°+- 575w	POST	R20, T:-
(144)		Cove 1 Top	19	Source Four 26°+- 575w	POST	R20, T:-
		"	22	"	"	"
(145)		1st Electric	20	Source Four Jr 36°+- 575w	POST	R20, T:-
(146)		3rd Electric	12	Source Four Jr 36°+- 575w	POST	R20, T:-
(151)		Floor Mount	8	Source 4 PARNet+- 575w	POST	NC, T:-
		"	10	"	"	"
		"	12	"	"	"
(152)		Floor Mount	9	Source 4 PARNet+- 575w	POST	NC, T:-
		"	11	"	"	"
		"	13	"	"	"
(161)		SL Boom 1	3	PAR 64 WFL 1kw	ELECS	NC, T:-
		SL Boom 2	"	"	"	"
(162)		SR Boom 1	3	PAR 64 WFL 1kw	ELECS	NC
		SR Boom 2	"	"	"	"
(165)		SL Boom 1	2	Altman 360Q 6x9 575w	ELECS	R312
		SL Boom 2	"	"	"	"
(166)		SR Boom 1	2	Altman 360Q 6x9 575w	ELECS	R312
		SR Boom 2	"	"	"	"
(168)		SL Boom 1	1	Altman 360Q 6x9 575w	ELECS	R26
		SL Boom 2	"	"	"	"
(169)		SR Boom 1	1	Altman 360Q 6x9 575w	ELECS	R26
		SR Boom 2	"	"	"	"
(171)		Balcony Rail	1	Source Four 26°+- 575w	SET	R34, T:G294
		"	4	"	"	"
		"	9	"	"	"
		"	12	"	"	"

Channel	Dim	Position	U#	Type & Accessories & Watts	Purpose	Color & Tmp
(181)		Balcony Rail	2	Source Four 26°+- 575w	SET	R67, T: R77524
		"	5	"	"	"
		"	8	"	"	"
		"	11	"	"	"
(191)		Balcony Rail	3	Source Four Jr 36°+- 575w	SET	R3407, T: R78217
		"	6	"	"	"
		"	7	"	"	"
		"	10	"	"	"
(201)		SL Box Boom 2	2	Source Four Zoom 25°-50°+- 575w	SET	R26, T:G732
(202)		SL Box Boom 2	1	Source Four Zoom 25°-50°+- 575w	SET	R26, T:G732
(205)		SL Box Boom 2	4	Source Four Zoom 25°-50°+- 575w	SET	R91, T:G732
(206)		SL Box Boom 2	3	Source Four Zoom 25°-50°+- 575w	SET	R91, T:G732
(211)		SR Box Boom 1	1	Altman 360Q 6x12 575w	SUN	R23
		"	2	Altman 360Q 6x16 1kw	"	"
(212)		SR Box Boom 1	3	Altman 360Q 6x12 575w	SUN	R23
		"	4	Altman 360Q 6x16 1kw	"	"
(215)		SL Box Boom 1	2	10" Beam Projector+- 1kw	SUN	NC, T:-
(216)		5th Electric	1	10" Beam Projector+- 750w	SUN	R318, T:-
		"	2	"	"	"
		"	3	"	"	"
(221)		SL Box Boom 1	1	Altman 360Q 6x9 575w	MOON	R348
		"	3	Altman 360Q 6x12 575w	"	"
		"	4	"	"	"
(231)		Cove 2 Bottom	1	Source Four 26°+DMX Auto Iris+Rosco I-Cue 575w	SPOT	R132, T:-
(241)		Cove 2 Bottom	2	Source Four 26°+DMX Auto Iris+Rosco I-Cue 575w	SPOT	R132, T:-
(251)		Cove 1 Bottom	1	Source Four 26°+DMX Auto Iris+Rosco I-Cue 575w	SPOT	R132, T:-
(261)		Cove 1 Bottom	2	Source Four 26°+DMX Auto Iris+Rosco I-Cue 575w	SPOT	R132, T:-
(271)		4th Electric	9	Source Four 19°+- 575w	PIANO	R61, T:-
(272)		4th Electric	4	Source Four 19°+DMX Auto Iris 575w	BASS	R61, T:-
(275)		4th Electric	6	Source Four 19°+DMX Auto Iris 575w	ROSE	NC, T:-
(281)		Floor Mount	3	PAR 16 NFL+- 100w	SHIN	R316, T:-
		"	4	"	"	"
		"	5	"	"	"
		"	6	"	"	"
		"	7	PAR 16 NFL 100w	"	R316

Channel	Dim	Position	U#	Type & Accessories & Watts	Purpose	Color & Tmp
(301)		2nd Electric	1	Mirror Ball+- 60w	-	-, T:-
(302)		Floor Mount	1	Source Four 26°+Iris 575w	MB	R61, T:-
		"	2	"	"	"
(303)		SL Boom 1	4	Source Four 19°+Iris 575w	MB	R61, T:-
(304)		SR Boom 1	4	Source Four 19°+Iris 575w	MB	R61, T:-
(311)		4th Electric	5	10" Fresnel+- 2kw	HALO	R310, T:-
(321)		US Boom 1	2	Source Four 36°+- 575w	WIND	NC, T:G583 / R43802
(325)		SL Boom 5	5	Source Four 50°+Gobo Rotator 575w	BUBBLE	R20, T: R79078
		SR Boom 5	"	"	"	"
(331)		SL Boom 5	4	Source Four 36°+- 575w	CIRCLE	R09, T: R79702
		SR Boom 5	"	"	"	"
(335)		US Boom 1	3	Source Four 50°+- 575w	STARS	NC, T:G231
(341)		SL Boom 5	3	Source Four 36°+- 575w	HEART	R336, T:G293
		SR Boom 5	"	"	"	"
(345)		US Boom 1	1	Source Four 50°+- 575w	SKYLINE	R21, T: R71012
(351)		SL Boom 5	1	Source Four 36° 575w	WAVE	R72, T:G867
		SR Boom 5	"	"	"	"
(361)		SL Boom 4	3	Source Four 50°+- 575w	SPAT	R56, T: R78221
(365)		SR Boom 4	4	Source Four 50°+- 575w	SPAT	R310, T: R78221
(371)		SL Boom 5	2	Source Four 36°+- 575w	PALM	R389, T: R77222
		SR Boom 5	"	"	"	"
(381)		7th Electric	1	Source Four 36°+Meteor Ellipscan 575w	MOON	R21, T:GT24
(391)		Floor Mount	14	Source 4 PARNel 575w	SHAFT	NC
		"	15	"	"	"
		"	16	"	"	"
		"	17	"	"	"
(401)		SL Boom 3	1	Altman 360Q 6x9 575w	TV	R316
		"	4	"	"	"
(402)		SL Boom 3	2	Altman 360Q 6x9 575w	TV	R47
		"	5	"	"	"
(403)		SL Boom 3	3	Altman 360Q 6x9 575w	TV	R44
		"	6	"	"	"
(405)		SR Boom 3	1	Altman 360Q 6x9 575w	TV	NC
		"	4	"	"	"

Channel	Dim	Position	U#	Type & Accessories & Watts	Purpose	Color & Tmp
(406)		SR Boom 3	2	Altman 360Q 6x9 575w	TV	R69
		"	5	"	"	"
(407)		SR Boom 3	3	Altman 360Q 6x9 575w	TV	R92
		"	6	"	"	"
(451)		Practical	1	Colander 100w	COLAND ER	R119
(452)		Practical	2	Colander 100w	COLAND ER	R119
(461)		SL Post 1	1	Rope Light 100w	FIN	NC
		SL Post 2	"	"	"	"
		SL Post 3	"	"	"	"
		SL Post 4	"	"	"	"
(462)		SR Post 1	1	Rope Light 100w	FIN	NC
		SR Post 2	"	"	"	"
		SR Post 3	"	"	"	"
		SR Post 4	"	"	"	"
(501)		Stage Front	1	Incandescent 25w	CHASE	NC
(502)		Stage Front	2	Incandescent 25w	CHASE	NC
(503)		Stage Front	3	Incandescent 25w	CHASE	NC
(511)		TV Front	1	Incandescent 25w	CHASE	NC
(512)		TV Front	2	Incandescent 25w	CHASE	NC
(513)		TV Front	3	Incandescent 25w	CHASE	NC
(521)		SL Post 1	2	Incandescent 25w	CHASE	NC
		SR Post 1	"	"	"	"
(522)		SL Post 1	3	Incandescent 25w	CHASE	NC
		SR Post 1	"	"	"	"
(523)		SL Post 1	4	Incandescent 25w	CHASE	NC
		SR Post 1	"	"	"	"
(531)		SL Post 2	2	Incandescent 25w	CHASE	NC
		SR Post 2	"	"	"	"
(532)		SL Post 2	3	Incandescent 25w	CHASE	NC
		SR Post 2	"	"	"	"
(533)		SL Post 2	4	Incandescent 25w	CHASE	NC
		SR Post 2	"	"	"	"
(541)		SL Post 3	2	Incandescent 25w	CHASE	NC
		SR Post 3	"	"	"	"
(542)		SL Post 3	3	Incandescent 25w	CHASE	NC
		SR Post 3	"	"	"	"

Channel	Dim	Position	U#	Type & Accessories & Watts	Purpose	Color & Tmp
(543)		SL Post 3	4	Incandescent 25w	CHASE	NC
		SR Post 3	"	"	"	"
(551)		SL Post 4	2	Incandescent 25w	CHASE	NC
		SR Post 4	"	"	"	"
(552)		SL Post 4	3	Incandescent 25w	CHASE	NC
		SR Post 4	"	"	"	"
(553)		SL Post 4	4	Incandescent 25w	CHASE	NC
		SR Post 4	"	"	"	"
(561)		SL Post 1 Chair	1	Incandescent 25w	CHASE	NC
		SR Post 1 Chair	"	"	"	"
(562)		SR Post 2 Chair	1	Incandescent 25w	CHASE	NC
		SL Post 2 Chair	"	"	"	"
(563)		SL Post 3 Chair	1	Incandescent 25w	CHASE	NC
		SR Post 3 Chair	"	"	"	"
(564)		SR Post 4 Chair	1	Incandescent 25w	CHASE	NC
		SL Post 4 Chair	"	"	"	"
(571)		SR Post 1 Capital	1	Incandescent 25w	CHASE	NC
		SL Post 1 Capital	"	"	"	"
(572)		SL Post 2 Capital	1	Incandescent 25w	CHASE	NC
		SR Post 2 Capital	"	"	"	"
(573)		SR Post 3 Capital	1	Incandescent 25w	CHASE	NC
		SL Post 3 Capital	"	"	"	"
(574)		SL Post 4 Capital	1	Incandescent 25w	CHASE	NC
		SR Post 4 Capital	"	"	"	"
(581)		SL Post 1 Globe	1	Incandescent 25w	CHASE	NC
		SR Post 1 Globe	"	"	"	"
(582)		SR Post 2 Globe	1	Incandescent 25w	CHASE	NC
		SL Post 2 Globe	"	"	"	"
(583)		SL Post 3 Globe	1	Incandescent 25w	CHASE	NC
		SR Post 3 Globe	"	"	"	"
(584)		SR Post 4 Globe	1	Incandescent 25w	CHASE	NC
		SL Post 4 Globe	"	"	"	"
(Nd)		Followspot	1	Followspot 1kw	FOLLOW SPOT	R132/R06/ R33/R51/R61/ R63
		"	2	"	"	"

Design: Michael Barnett

Master Electrician: Josh Wilson

11	Source Four 19°	575w	11	Total
30	Source Four 26°	575w	30	Total
36	Source Four 36°	575w	36	Total
17	Source Four 50°	575w	17	Total
4	Source Four Zoom 25°-50°	575w	4	Total
8	Source Four Jr 36°	575w	8	Total
2	Altman 360Q 6x16	1kw	2	Total
10	Altman 360Q 6x12	575w	10	Total
21	Altman 360Q 6x9	575w	21	Total
16	Source 4 PARnel	575w	16	Total
1	10" Fresnel	2kw	1	Total
5	PAR 16 NFL	100w	5	Total
12	PAR 64 WFL	1kw	12	Total
4	10" Beam Projector	750w	4	Total
8	Altman EconoCyc Left	1kw	8	Total
8	Altman EconoCyc Center	1kw	8	Total
8	Altman EconoCyc Right	1kw	8	Total
54	Incandescent	25w	54	Total
8	Rope Light	100w	8	Total
2	Colander	100w	2	Total
1	Mirror Ball	60w	1	Total
2	Followspot	1kw	2	Total
TOTAL LIGHTS:			268	

Design: Michael Barnett
Master Electrician: Josh Wilson

<u>Balcony Rail</u>				
8	Source Four 26°	575w	8	Total
4	Source Four Jr 36°	575w	4	Total
<u>Cove 2 Top</u>				
3	Source Four 19°	575w	3	Total
3	Altman 360Q 6x12	575w	3	Total
<u>Cove 2 Bottom</u>				
2	Source Four 26°	575w	2	Total
<u>Cove 1 Top</u>				
3	Source Four 19°	575w	3	Total
16	Source Four 26°	575w	16	Total
3	Altman 360Q 6x12	575w	3	Total
<u>Cove 1 Bottom</u>				
2	Source Four 26°	575w	2	Total
<u>SL Box Boom 1</u>				
2	Altman 360Q 6x12	575w	2	Total
1	Altman 360Q 6x9	575w	1	Total
1	10" Beam Projector	750w	1	Total
<u>SL Box Boom 2</u>				
4	Source Four Zoom 25°-50°	575w	4	Total
<u>SR Box Boom 1</u>				
2	Altman 360Q 6x16	1kw	2	Total
2	Altman 360Q 6x12	575w	2	Total
<u>1st Electric</u>				
8	Source Four 36°	575w	8	Total
3	Source Four 50°	575w	3	Total
2	Source Four Jr 36°	575w	2	Total
4	Source 4 PARNel	575w	4	Total
3	PAR 64 WFL	1kw	3	Total
<u>1A Electric</u>				
4	Source Four 36°	575w	4	Total
<u>2nd Electric</u>				
1	Mirror Ball	60w	1	Total
<u>3rd Electric</u>				
4	Source Four 36°	575w	4	Total
3	Source Four 50°	575w	3	Total
2	Source Four Jr 36°	575w	2	Total
3	PAR 64 WFL	1kw	3	Total

<u>3A Electric</u>				
4	Source Four 36°	575w	4	Total
<u>4th Electric</u>				
3	Source Four 19°	575w	3	Total
2	Source Four 50°	575w	2	Total
2	Source 4 PARNel	575w	2	Total
1	10" Fresnel	2kw	1	Total
2	PAR 64 WFL	1kw	2	Total
<u>5th Electric</u>				
3	10" Beam Projector	750w	3	Total
<u>6th Electric</u>				
4	Altman EconoCyc Left	1kw	4	Total
4	Altman EconoCyc Center	1kw	4	Total
4	Altman EconoCyc Right	1kw	4	Total
<u>7th Electric</u>				
1	Source Four 36°	575w	1	Total
<u>SL Boom 1</u>				
1	Source Four 19°	575w	1	Total
2	Altman 360Q 6x9	575w	2	Total
1	PAR 64 WFL	1kw	1	Total
<u>SL Boom 2</u>				
2	Altman 360Q 6x9	575w	2	Total
1	PAR 64 WFL	1kw	1	Total
<u>SL Boom 3</u>				
6	Altman 360Q 6x9	575w	6	Total
<u>SL Boom 4</u>				
3	Source Four 36°	575w	3	Total
3	Source Four 50°	575w	3	Total
<u>SL Boom 5</u>				
4	Source Four 36°	575w	4	Total
1	Source Four 50°	575w	1	Total
<u>SR Boom 1</u>				
1	Source Four 19°	575w	1	Total
2	Altman 360Q 6x9	575w	2	Total
1	PAR 64 WFL	1kw	1	Total
<u>SR Boom 2</u>				
2	Altman 360Q 6x9	575w	2	Total
1	PAR 64 WFL	1kw	1	Total
<u>SR Boom 3</u>				
6	Altman 360Q 6x9	575w	6	Total

<u>SR Boom 4</u>				
3	Source Four 36°	575w	3	Total
2	Source Four 50°	575w	2	Total
<u>SR Boom 5</u>				
4	Source Four 36°	575w	4	Total
1	Source Four 50°	575w	1	Total
<u>US Boom 1</u>				
1	Source Four 36°	575w	1	Total
2	Source Four 50°	575w	2	Total
<u>Floor Mount</u>				
2	Source Four 26°	575w	2	Total
10	Source 4 PARNel	575w	10	Total
5	PAR 16 NFL	100w	5	Total
4	Altman EconoCyc Left	1kw	4	Total
4	Altman EconoCyc Center	1kw	4	Total
4	Altman EconoCyc Right	1kw	4	Total
<u>Practical</u>				
2	Colander	100w	2	Total
<u>SL Post 1</u>				
3	Incandescent	25w	3	Total
1	Rope Light	100w	1	Total
<u>SL Post 2</u>				
3	Incandescent	25w	3	Total
1	Rope Light	100w	1	Total
<u>SL Post 3</u>				
3	Incandescent	25w	3	Total
1	Rope Light	100w	1	Total
<u>SL Post 4</u>				
3	Incandescent	25w	3	Total
1	Rope Light	100w	1	Total
<u>SR Post 1</u>				
3	Incandescent	25w	3	Total
1	Rope Light	100w	1	Total
<u>SR Post 2</u>				
3	Incandescent	25w	3	Total
1	Rope Light	100w	1	Total
<u>SR Post 3</u>				
3	Incandescent	25w	3	Total
1	Rope Light	100w	1	Total

<u>SR Post 4</u>				
3	Incandescent	25w	3	Total
1	Rope Light	100w	1	Total
<u>Stage Front</u>				
3	Incandescent	25w	3	Total
<u>TV Front</u>				
3	Incandescent	25w	3	Total
<u>SL Post 1 Chair</u>				
1	Incandescent	25w	1	Total
<u>SR Post 1 Chair</u>				
1	Incandescent	25w	1	Total
<u>SR Post 2 Chair</u>				
1	Incandescent	25w	1	Total
<u>SL Post 2 Chair</u>				
1	Incandescent	25w	1	Total
<u>SL Post 3 Chair</u>				
1	Incandescent	25w	1	Total
<u>SR Post 3 Chair</u>				
1	Incandescent	25w	1	Total
<u>SR Post 4 Chair</u>				
1	Incandescent	25w	1	Total
<u>SL Post 4 Chair</u>				
1	Incandescent	25w	1	Total
<u>SL Post 4 Capital</u>				
1	Incandescent	25w	1	Total
<u>SR Post 4 Capital</u>				
1	Incandescent	25w	1	Total
<u>SR Post 3 Capital</u>				
1	Incandescent	25w	1	Total
<u>SL Post 3 Capital</u>				
1	Incandescent	25w	1	Total
<u>SL Post 2 Capital</u>				
1	Incandescent	25w	1	Total
<u>SR Post 2 Capital</u>				
1	Incandescent	25w	1	Total

<u>SR Post 1 Capital</u>				
1	Incandescent	25w	1	Total

<u>SL Post 1 Capital</u>				
1	Incandescent	25w	1	Total

<u>SL Post 1 Globe</u>				
1	Incandescent	25w	1	Total

<u>SR Post 1 Globe</u>				
1	Incandescent	25w	1	Total

<u>SR Post 2 Globe</u>				
1	Incandescent	25w	1	Total

<u>SL Post 2 Globe</u>				
1	Incandescent	25w	1	Total

<u>SL Post 3 Globe</u>				
1	Incandescent	25w	1	Total

<u>SR Post 3 Globe</u>				
1	Incandescent	25w	1	Total

<u>SR Post 4 Globe</u>				
1	Incandescent	25w	1	Total

<u>SL Post 4 Globe</u>				
1	Incandescent	25w	1	Total

<u>Followspot</u>				
2	Followspot	1kw	2	Total

TOTAL LIGHTS: 268

Design: Michael Barnett
 Master Electrician: Josh Wilson

R09

A size	6.25" X 6.25"	2	cuts
Total:		2	cuts

R310

A size	6.25" X 6.25"	1	cut
E size	12.00" X 12.00"	1	cut
Total:		2	cuts

R312

C size	7.50" X 7.50"	4	cuts
I size	11.50" X 10.25"	4	cuts
Total:		8	cuts

R16

A size	6.25" X 6.25"	8	cuts
Total:		8	cuts

R316

A size	6.25" X 6.25"	1	cut
C size	7.50" X 7.50"	2	cuts
F size	3.00" X 3.00"	5	cuts
Total:		8	cuts

R317

A size	6.25" X 6.25"	8	cuts
Total:		8	cuts

R318

H size	10.00" X 10.00"	3	cuts
Total:		3	cuts

R20

A size	6.25" X 6.25"	10	cuts
Total:		10	cuts

R21

A size	6.25" X 6.25"	3	cuts
Total:		3	cuts

R23

C size	7.50" X 7.50"	4	cuts
Total:		4	cuts

R26

B size	7.50" X 7.50"	2	cuts
C size	7.50" X 7.50"	4	cuts
I size	11.50" X 10.25"	4	cuts
Total:		10	cuts

R33

C size	7.50" X 7.50"	6	cuts
Total:		6	cuts

R336			
A size	6.25" X 6.25"	2	cuts
Total:		2	cuts
R34			
A size	6.25" X 6.25"	5	cuts
Total:		5	cuts
R44			
C size	7.50" X 7.50"	2	cuts
Total:		2	cuts
R47			
C size	7.50" X 7.50"	2	cuts
Total:		2	cuts
R348			
C size	7.50" X 7.50"	3	cuts
Total:		3	cuts
R51			
A size	6.25" X 6.25"	6	cuts
Total:		6	cuts
R55			
A size	6.25" X 6.25"	1	cut
Total:		1	cut
R56			
A size	6.25" X 6.25"	1	cut
Total:		1	cut
R57			
A size	6.25" X 6.25"	8	cuts
Total:		8	cuts
R58			
I size	11.50" X 10.25"	4	cuts
Total:		4	cuts
R61			
A size	6.25" X 6.25"	6	cuts
D size	7.50" X 7.50"	6	cuts
Total:		12	cuts
R363			
A size	6.25" X 6.25"	1	cut
Total:		1	cut
R67			
A size	6.25" X 6.25"	4	cuts
Total:		4	cuts
R68			
A size	6.25" X 6.25"	8	cuts
Total:		8	cuts

R69			
C size	7.50" X 7.50"	2	cuts
Total:		2	cuts
R72			
A size	6.25" X 6.25"	2	cuts
Total:		2	cuts
R80			
I size	11.50" X 10.25"	4	cuts
Total:		4	cuts
R83			
I size	11.50" X 10.25"	4	cuts
Total:		4	cuts
R389			
A size	6.25" X 6.25"	2	cuts
Total:		2	cuts
R91			
B size	7.50" X 7.50"	2	cuts
Total:		2	cuts
R92			
C size	7.50" X 7.50"	2	cuts
Total:		2	cuts
R119			
Colander		2	cuts
Total:		2	cuts
R132			
A size	6.25" X 6.25"	4	cuts
Total:		4	cuts
R3208			
A size	6.25" X 6.25"	4	cuts
Total:		4	cuts
R3407			
A size	6.25" X 6.25"	4	cuts
Total:		4	cuts
L105			
I size	11.50" X 10.25"	4	cuts
Total:		4	cuts
L201			
I size	11.50" X 10.25"	8	cuts
Total:		8	cuts
R132/R06/R33/R51/R61/R63			
J size	4.00" X 4.00"	2	cuts
Total:		2	cuts

Design: Michael Barnett
 Master Electrician: Josh Wilson

Balcony Rail

R34

A size	6.25" X 6.25"	4	cuts
Total:		4	cuts

R67

A size	6.25" X 6.25"	4	cuts
Total:		4	cuts

R3407

A size	6.25" X 6.25"	4	cuts
Total:		4	cuts

Cove 2 Top

R33

C size	7.50" X 7.50"	3	cuts
Total:		3	cuts

R51

A size	6.25" X 6.25"	3	cuts
Total:		3	cuts

Cove 2 Bottom

R132

A size	6.25" X 6.25"	2	cuts
Total:		2	cuts

Cove 1 Top

R16

A size	6.25" X 6.25"	3	cuts
Total:		3	cuts

R317

A size	6.25" X 6.25"	3	cuts
Total:		3	cuts

R20

A size	6.25" X 6.25"	4	cuts
Total:		4	cuts

R33

C size	7.50" X 7.50"	3	cuts
Total:		3	cuts

R51	A size	6.25" X 6.25"	3	cuts
	Total:		3	cuts

R57	A size	6.25" X 6.25"	3	cuts
	Total:		3	cuts

R68	A size	6.25" X 6.25"	3	cuts
	Total:		3	cuts

Cove 1 Bottom

R132	A size	6.25" X 6.25"	2	cuts
	Total:		2	cuts

SL Box Boom 1

R348	C size	7.50" X 7.50"	3	cuts
	Total:		3	cuts

SL Box Boom 2

R26	B size	7.50" X 7.50"	2	cuts
	Total:		2	cuts

R91	B size	7.50" X 7.50"	2	cuts
	Total:		2	cuts

SR Box Boom 1

R23	C size	7.50" X 7.50"	4	cuts
	Total:		4	cuts

1st Electric

R16	A size	6.25" X 6.25"	2	cuts
	Total:		2	cuts

R317	A size	6.25" X 6.25"	2	cuts
	Total:		2	cuts

R20

A size	6.25" X 6.25"	2	cuts
Total:		2	cuts

R57

A size	6.25" X 6.25"	2	cuts
Total:		2	cuts

R61

D size	7.50" X 7.50"	4	cuts
Total:		4	cuts

R68

A size	6.25" X 6.25"	2	cuts
Total:		2	cuts

1A Electric

R16

A size	6.25" X 6.25"	1	cut
Total:		1	cut

R317

A size	6.25" X 6.25"	1	cut
Total:		1	cut

R57

A size	6.25" X 6.25"	1	cut
Total:		1	cut

R68

A size	6.25" X 6.25"	1	cut
Total:		1	cut

3rd Electric

R16

A size	6.25" X 6.25"	1	cut
Total:		1	cut

R317

A size	6.25" X 6.25"	1	cut
Total:		1	cut

R20

A size	6.25" X 6.25"	2	cuts
Total:		2	cuts

R57

A size	6.25" X 6.25"	1	cut
Total:		1	cut

R68			
A size	6.25" X 6.25"	1	cut
Total:		1	cut

3A Electric

R16			
A size	6.25" X 6.25"	1	cut
Total:		1	cut

R317			
A size	6.25" X 6.25"	1	cut
Total:		1	cut

R57			
A size	6.25" X 6.25"	1	cut
Total:		1	cut

R68			
A size	6.25" X 6.25"	1	cut
Total:		1	cut

4th Electric

R310			
E size	12.00" X 12.00"	1	cut
Total:		1	cut

R61			
A size	6.25" X 6.25"	2	cuts
D size	7.50" X 7.50"	2	cuts
Total:		4	cuts

5th Electric

R318			
H size	10.00" X 10.00"	3	cuts
Total:		3	cuts

6th Electric

R312			
I size	11.50" X 10.25"	4	cuts
Total:		4	cuts

R58			
I size	11.50" X 10.25"	4	cuts
Total:		4	cuts

R80			
I size	11.50" X 10.25"	4	cuts
Total:		4	cuts

L201

I size	11.50" X 10.25"	4	cuts
Total:		4	cuts

7th Electric

R21

A size	6.25" X 6.25"	1	cut
Total:		1	cut

SL Boom 1

R312

C size	7.50" X 7.50"	1	cut
Total:		1	cut

R26

C size	7.50" X 7.50"	1	cut
Total:		1	cut

R61

A size	6.25" X 6.25"	1	cut
Total:		1	cut

SL Boom 2

R312

C size	7.50" X 7.50"	1	cut
Total:		1	cut

R26

C size	7.50" X 7.50"	1	cut
Total:		1	cut

SL Boom 3

R316

C size	7.50" X 7.50"	2	cuts
Total:		2	cuts

R44

C size	7.50" X 7.50"	2	cuts
Total:		2	cuts

R47

C size	7.50" X 7.50"	2	cuts
Total:		2	cuts

SL Boom 4

R316				
A size	6.25" X 6.25"	1	cut	
Total:		1	cut	
R34				
A size	6.25" X 6.25"	1	cut	
Total:		1	cut	
R56				
A size	6.25" X 6.25"	1	cut	
Total:		1	cut	
R363				
A size	6.25" X 6.25"	1	cut	
Total:		1	cut	
R3208				
A size	6.25" X 6.25"	2	cuts	
Total:		2	cuts	

SL Boom 5

R09				
A size	6.25" X 6.25"	1	cut	
Total:		1	cut	
R20				
A size	6.25" X 6.25"	1	cut	
Total:		1	cut	
R336				
A size	6.25" X 6.25"	1	cut	
Total:		1	cut	
R72				
A size	6.25" X 6.25"	1	cut	
Total:		1	cut	
R389				
A size	6.25" X 6.25"	1	cut	
Total:		1	cut	

SR Boom 1

R312				
C size	7.50" X 7.50"	1	cut	
Total:		1	cut	
R26				
C size	7.50" X 7.50"	1	cut	
Total:		1	cut	

R61				
A size	6.25" X 6.25"	1	cut	
Total:		1	cut	

SR Boom 2

R312				
C size	7.50" X 7.50"	1	cut	
Total:		1	cut	

R26				
C size	7.50" X 7.50"	1	cut	
Total:		1	cut	

SR Boom 3

R69				
C size	7.50" X 7.50"	2	cuts	
Total:		2	cuts	

R92				
C size	7.50" X 7.50"	2	cuts	
Total:		2	cuts	

SR Boom 4

R310				
A size	6.25" X 6.25"	1	cut	
Total:		1	cut	

R21				
A size	6.25" X 6.25"	1	cut	
Total:		1	cut	

R55				
A size	6.25" X 6.25"	1	cut	
Total:		1	cut	

R3208				
A size	6.25" X 6.25"	2	cuts	
Total:		2	cuts	

SR Boom 5

R09				
A size	6.25" X 6.25"	1	cut	
Total:		1	cut	

R20				
A size	6.25" X 6.25"	1	cut	
Total:		1	cut	

R336			
A size	6.25" X 6.25"	1	cut
Total:		1	cut

R72			
A size	6.25" X 6.25"	1	cut
Total:		1	cut

R389			
A size	6.25" X 6.25"	1	cut
Total:		1	cut

US Boom 1

R21			
A size	6.25" X 6.25"	1	cut
Total:		1	cut

Floor Mount

R316			
F size	3.00" X 3.00"	5	cuts
Total:		5	cuts

R26			
I size	11.50" X 10.25"	4	cuts
Total:		4	cuts

R61			
A size	6.25" X 6.25"	2	cuts
Total:		2	cuts

R83			
I size	11.50" X 10.25"	4	cuts
Total:		4	cuts

L105			
I size	11.50" X 10.25"	4	cuts
Total:		4	cuts

L201			
I size	11.50" X 10.25"	4	cuts
Total:		4	cuts

Practical

R119			
Colander		2	cuts
Total:		2	cuts

Followspot

R132/R06/R33/R51/R61/R63

J size	4.00" X 4.00"	2	cuts
Total:		2	cuts

Design: Michael Barnett
 Master Electrician: Josh Wilson

1	sheet of	R09
1	sheet of	R310
3	sheets of	R312
1	sheet of	R16
1	sheet of	R316
1	sheet of	R317
1	sheet of	R318
2	sheets of	R20
1	sheet of	R21
1	sheet of	R23
3	sheets of	R26
1	sheet of	R33
1	sheet of	R336
1	sheet of	R34
1	sheet of	R44
1	sheet of	R47
1	sheet of	R348
1	sheet of	R51
1	sheet of	R55
1	sheet of	R56
1	sheet of	R57
2	sheets of	R58
2	sheets of	R61
1	sheet of	R363
1	sheet of	R67
1	sheet of	R68
1	sheet of	R69
1	sheet of	R72
2	sheets of	R80
2	sheets of	R83
1	sheet of	R389
1	sheet of	R91
1	sheet of	R92
1	sheet of	R119
1	sheet of	R132
1	sheet of	R3208
1	sheet of	R3407
2	sheets of	L105
4	sheets of	L201
1	sheet of	R132/R06/R33/R51/R61/R63
53	Total	

Design: Michael Barnett
 Master Electrician: Josh Wilson

G225		
Source Four 50°	2	templates
Total:	2	templates
G227		
Source Four 36°	1	template
Total:	1	template
G228		
Source Four 36°	2	templates
Total:	2	templates
G231		
Source Four 50°	1	template
Total:	1	template
G293		
Source Four 36°	2	templates
Total:	2	templates
G294		
Source Four 19°	6	templates
Source Four 26°	4	templates
Total:	10	templates
G313		
Source Four 50°	1	template
Total:	1	template
G366		
Source Four 36°	1	template
Total:	1	template
G583 / R43802		
Source Four 36°	1	template
Total:	1	template
G732		
Source Four Zoom 25°-50°	4	templates
Total:	4	templates
G867		
Source Four 36°	2	templates
Total:	2	templates
GT24		
Source Four 36°	1	template
Total:	1	template
R71012		
Source Four 50°	1	template
Total:	1	template

R77222
 Source Four 36° ----- 2 templates
 Total: ----- 2 templates

R77424
 Source Four 50° ----- 8 templates
 Total: ----- 8 templates

R77524
 Source Four 26° ----- 4 templates
 Total: ----- 4 templates

R78217
 Source Four Jr 36° ----- 4 templates
 Total: ----- 4 templates

R78221
 Source Four 50° ----- 2 templates
 Total: ----- 2 templates

R78229
 Source Four 36° ----- 2 templates
 Total: ----- 2 templates

R79078
 Source Four 50° ----- 2 templates
 Total: ----- 2 templates

R79702
 Source Four 36° ----- 2 templates
 Total: ----- 2 templates

Design: Michael Barnett
 Master Electrician: Josh Wilson

Balcony Rail

G294
 Source Four 26° 4 templates
 Total: 4 templates

R77524
 Source Four 26° 4 templates
 Total: 4 templates

R78217
 Source Four Jr 36° 4 templates
 Total: 4 templates

Cove 2 Top

G294
 Source Four 19° 3 templates
 Total: 3 templates

Cove 1 Top

G294
 Source Four 19° 3 templates
 Total: 3 templates

SL Box Boom 2

G732
 Source Four Zoom 25°-50° 4 templates
 Total: 4 templates

1st Electric

R77424
 Source Four 50° 3 templates
 Total: 3 templates

3rd Electric

R77424
 Source Four 50° 3 templates
 Total: 3 templates

4th Electric

R77424
 Source Four 50° 2 templates
 Total: 2 templates

7th Electric

GT24
 Source Four 36° 1 template
 Total: 1 template

SL Boom 4

G225
 Source Four 50° 1 template
 Total: 1 template

G227
 Source Four 36° ----- 1 template
 Total: ----- 1 template

G228
 Source Four 36° ----- 1 template
 Total: ----- 1 template

G313
 Source Four 50° ----- 1 template
 Total: ----- 1 template

R78221
 Source Four 50° ----- 1 template
 Total: ----- 1 template

R78229
 Source Four 36° ----- 1 template
 Total: ----- 1 template
 SL Boom 5 -----

G293
 Source Four 36° ----- 1 template
 Total: ----- 1 template

G867
 Source Four 36° ----- 1 template
 Total: ----- 1 template

R77222
 Source Four 36° ----- 1 template
 Total: ----- 1 template

R79078
 Source Four 50° ----- 1 template
 Total: ----- 1 template

R79702
 Source Four 36° ----- 1 template
 Total: ----- 1 template
 SR Boom 4 -----

G225
 Source Four 50° ----- 1 template
 Total: ----- 1 template

G228
 Source Four 36° ----- 1 template
 Total: ----- 1 template

G366
 Source Four 36° ----- 1 template
 Total: ----- 1 template

R78221
 Source Four 50° ----- 1 template
 Total: ----- 1 template

R78229
 Source Four 36° 1 template
 Total: 1 template
 SR Boom 5

G293
 Source Four 36° 1 template
 Total: 1 template

G867
 Source Four 36° 1 template
 Total: 1 template

R77222
 Source Four 36° 1 template
 Total: 1 template

R79078
 Source Four 50° 1 template
 Total: 1 template

R79702
 Source Four 36° 1 template
 Total: 1 template
 US Boom 1

G231
 Source Four 50° 1 template
 Total: 1 template

G583 / R43802
 Source Four 36° 1 template
 Total: 1 template

R71012
 Source Four 50° 1 template
 Total: 1 template

Forever Plaid Templates

Picture


Number

Picture

Number



GAM 225
Cloud 2



GAM 313
Cloud 15



GAM 227
Cloud 4




GAM 366
Sunset



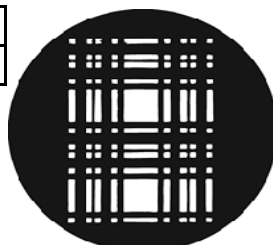
GAM 228
Cloud 5



GAM 583
Stained Glass Window




GAM 231
Realistic Stars



GAM 732
Plaid A




GAM 293
Hearts



GAM 867
Ripples 3

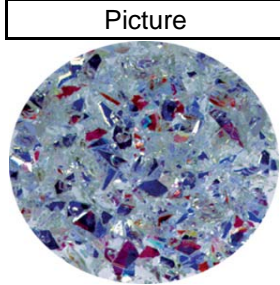


GAM 294
Summer Leaves




GAM T24
Halftone Full Moon

Forever Plaid Templates



Picture	Number
	Rosco 43802
	Cool Lavender (Prismatic)



Picture	Number
	Rosco 78217
	Summer Leaves



Rosco 71012
City Nightscape




Rosco 78221
Scattered Light




Rosco 77222
Tropical Palm




Rosco 78229
Windy Clouds



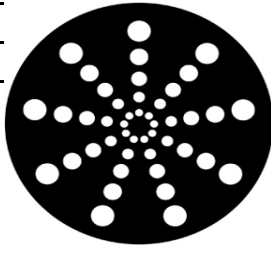
Rosco 77424
Plaid



Rosco 79078
Bubbles Large



Rosco 77524
Squares



Rosco 79702
Radial Circles